

The Veyron

SAVOY FANS

MASTER CATALOGUE

focus on...

STYLE ♦ INNOVATION ♦ VALUE ♦ CFMs
QUALITY ♦ PERFORMANCE ♦ SOUND



DESIGN ♦ COMFORT ♦ ENGINEERING
ENERGY ♦ POWER ♦ AFFORDABILITY
DURABILITY ♦ PRESTIGE ♦ HEALTH

...what's hot

YOU GOTTA HAVE THESE FANS

THE
TOP 10



SKU: 72-429-3CN-SN



10



VEYRON

PRODUCT SPECIFICATIONS Pg. 16

This ceiling fan is a guaranteed conversation-starter because it's so unique and eye-catching. Coming in at 72 inches, Veyron features 3 gull wing blades, which serve an important purpose: they are aerodynamically efficient. The included light element features the interlocking SleepFans™ symbol for even more intrigue and uniqueness.

ARIEL 9



SKU: 58-818-5WA-35

Featured in both Residential Lighting and enLIGHTenment Magazine, the Ariel collection is designed with airplane turbines in mind. The shape makes these fans more powerful and efficient, creating 20 percent more airflow and using 20 percent less energy.

PRODUCT SPECIFICATIONS Pg. 26



ALSACE

The Alsace fan d'lier brings functionality, sophistication and style to your home. Inspired by the wine barrels at French vineyards, this unique combination of ceiling fan and chandelier (hence the name) has a beautiful reclaimed wood finish detailed with riveted iron. Feel a cool breeze and relax as you imagine a carefree life in the French countryside.

SKU: 26-9536-FD-196



PRODUCT SPECIFICATIONS Pg. 58



Bring cooling and comfort to any space with the wall-mounted Skyy. It's rated for damp locations, meaning that it can be used in sheltered outdoor areas that don't have direct contact with rain, snow or moisture. Skyy is a great choice for comfortable indoor and outdoor living.

SKU: 12-WF-SN

7

SKYY



PRODUCT SPECIFICATIONS Pg. 130

6 MYSTIQUE



SKU: 52-831-5RV-109

Bring sleek, intriguing contemporary style to your ceiling with the 5-blade Mystique. The richly-finished Mystique includes a light kit featuring a soft glass dome, so it can boost your room's comfort and illumination at the same time, providing a look of affordable luxury.

PRODUCT SPECIFICATIONS Pg. 86

SKU: 36-329-FD-21



Spotlighted in enLIGHTenment Magazine, this beautifully burnished fan d'lier will improve your home in many ways. Its stunning silhouette features well-crafted arms holding 8 glass shades that mimic votive candles. Etesian can help you feel healthier too! It features an air ionizer to boost the air quality of your home.

ETESIAN

5



PRODUCT SPECIFICATIONS Pg. 68

4

VELOCITY



This grand ceiling fan will make any room more comfortable, more stylish and well lit! Adorned with 6 angled blades, Velocity includes a vibrant halogen light kit with an intriguing cap for a clean, sleek look.

SKU: 60-820-513-13



PRODUCT SPECIFICATIONS Pg. 38

3 / LEVANTARA



SKU: 34-327-FD-11



Get the complete package: a beautiful polished look, chandelier-style illumination, better comfort and air that is healthier for you with Levantara. The 8 bulbs are encased in white drum-shaped shades for a soft glow, the finish can go with any space and Levantara ionizes the air so you breathe (and feel) better.

PRODUCT SPECIFICATIONS Pg. 66



SLEEPFANS™

Relax & Renew

How a simple breakthrough in technology can help you rest and live more soundly.



SLEEPFANS



18-SF-ES-13



18-SF-ES-SN



18-SF-ES-WIB



12-SF-13



12-SF-SN

This fan is going to help you sleep better. The SleepFans™ are designed to produce red noise, which is a soothing, low-frequency sound that helps relax and calm the brain for better rest. It's very good at its job, too, allowing users to turn the volume up or down without changing the motor speed, moving 20% more air than traditional fans and using 15% less energy. — See Page 10 for product specifications info.



Whether inside or out, add personality to your home with the Circulaire. The rotating twin head design circulates air throughout any space while the efficient airfoil-shaped blades deliver more air, use less energy and make less noise. Slightly tilt one or both fan heads for differing rotation speed! The Circulaire's vintage feel is a great match for anything from classic to contemporary styling.

SKU: 50-950-CA-SN

CIRCULAIRE



1

PRODUCT SPECIFICATIONS Pg. 8



SAVOY FANS

CONTENTS

SLEEPFANS™

- 2 Introduction
- 4 Circulaire
- 11 Floor Fans
- 12 Table Fans
- 13 Wall Fans

MIDTOWN VOGUE

- 16 Veyron
- 20 Ariel
- 32 Indra
- 36 Velocity
- 40 Muir
- 44 Polaris
- 48 Zephyr
- 50 St. Simons
- 52 Shasta
- 54 Olympic
- 56 Big Canoe
- 57 Britton

FAN D'LIERS


- 58 Alsace
- 60 Seaside
- 62 Bay St. Louis
- 63 Fire Island

AIR IONIZERS

- 64 Introduction
- 66 Levantara
- 68 Etesian
- 70 Borea
- 72 Brisa
- 73 Coromell




Pg.
10




Pg. 8



Pg. 20




Pg. 131



Pg. 58



Pg. 66



Pg. 68

CONTENTS CONTINUED ON NEXT PAGE



Alphabetical Listing

Alsace.....58, 76	Capri.....120	Indigo.....80	Olympic.....54	Skyy.....130
Ariel.....20	Charleston.....96	Indra.....32	Peachtree.....90	SleepFans™.....2
Banff.....88	Chatsworth.....125	Lancer.....122	Pine Harbor.....106	St. Simons.....50
Barbour Island.....94	Circulaire.....4	Lancer II.....124	Polaris.....44	Table Fans.....12
Bay St. Louis.....62	Coromell.....73	Levantara.....66	Polaris Hugger.....46	Velocity.....36
Big Canoe.....56	Danville.....118	Logan.....98	Portico.....121	Veyron.....16
Borea.....70	Etesian.....68	Monarch.....83	Salon Windstar.....104	Villamoura.....82
Brisa.....72	Floor Fans.....11	Monticello.....126	San Pablo.....99	Windstar.....100
Bristol.....78	Fire Island.....63	Muir.....40	Seaside.....60	Zephyr.....48
Britton.....57	First Value.....110	Mystique.....86	Shasta.....52	
Builder Specialty.....112	Hyannis.....116	Nomad.....128	Sierra Madres.....92	

SAVOY FANS

CONTENTS

TRADITIONAL

- 76 Alsace
- 78 Bristol
- 80 Indigo
- 82 Villamoura
- 83 Monarch

MAIN STREET

- 86 Mystique
- 88 Banff
- 90 Peachtree
- 92 Sierra Madres
- 94 Barbour Island
- 96 Charleston
- 98 Logan
- 99 San Pablo
- 100 Windstar
- 104 Salon Windstar
- 106 Pine Harbour
- 110 First Value
- 112 Builder Specialty


OUTDOOR LIVING

- 116 Hyannis
- 118 Danville
- 120 Capri
- 121 Portico
- 122 Lancer
- 124 Lancer II
- 125 Chatsworth
- 126 Monticello
- 128 Nomad
- 130 Skyy

ESSENTIALS

- 132 Fan Light Options
- 138 Glass Options
- 139 Controls
- 141 Hanging Systems

INDEX



SLEEP FANS™



Relax & Renew

How a simple breakthrough in technology can help you rest and live more soundly.

SleepFans™, an innovation unique to Savoy House, are just what you need to get the best sleep of your life. Using custom-designed fan petals that emit soothing low-frequency noise—also known as red noise—leads to relaxation, easier sleep, fewer interruptions and ease of returning to sleep in case of interruptions. Millions of people need help getting to sleep, but the innovative SleepFans™ have been crafted with the sole goal of helping people get their best night's sleep.

Distributed
Exclusively By:





SLEEPFANS™

REVOLUTIONIZE CEILING FAN PERFORMANCE



The Unique Blade

The Ariel ceiling fan collection, designed by the visionary SleepFans™ team, brings the innovative design of SleepFans™ to a new place: the ceiling! The blades on these fans have been specially crafted in the style of wind turbines for maximum air movement and maximum comfort. In fact, Ariel fans produce 20 percent more airflow, use 20 percent less energy to do so and are 20 percent quieter than normal ceiling fans. The streamlined and eye-catching design will bring a beautiful and unique look to any room.

Sleep deeper. Sleep better.



FAN NUMBER	50-950-CA-13
MOTOR FINISH	English Bronze
BLADE FINISH	Solid Beechwood
FAN LIGHT	Included
GLASS	Opal White
DOWNROD	13

- Motor Size 74 x 16
- 50" Span (2 Heads - 16" Blade Span each)
- 17.7" Protective Steel Case
- 14.75" Height
- Fully Adjustable Heads (40°-Up, 40°-Down)
- 3-Speed Reversible Motor

- Decorative Cover For Non-Light Use Included
- Additional Downrod Lengths (CA-13) Sold Separately
- Light Kit 1-75W Halogen Mini-Can Bulb Included
- Hand Held Remote Control Included (RMT011)
- Fan & Blades are **UL Damp Location**

Lamp Included
Halogen

Handheld Remote Control
Included
RMT011




**DAMP
Location**

ENERGY INFORMATION at High Speed		
Airflow 3,396 Cubic Feet Per Minute	Electricity Use 85.2 Watts (Excludes Lights)	Airflow Efficiency 39.87 Cubic Feet Per Minute Per Watt
Compare: 49" to 60" ceiling fans have airflow efficiencies ranging from approximately 51 to 176 cubic feet per minute per watt at high speed.		

CIRCULAIRE





FAN NUMBER	50-950-CA-SN
MOTOR FINISH	Satin Nickel
BLADE FINISH	Solid Wood / Silver
FAN LIGHT	Opal White
GLASS	Opal White
DOWNROD	SN

- Motor Size 74 x 16
- 50" Span (2 Heads - 16" Blade Span each)
- 17.7" Protective Steel Case
- 14.75" Height
- Fully Adjustable Heads (40°-Up, 40°-Down)
- 3-Speed Reversible Motor

- Decorative Cover For Non-Light Use Included
- Additional Downrod Lengths (CA-SN) Sold Separately
- Light Kit 1-75W Halogen Mini-Can Bulb Included
- Hand Held Remote Control Included (RMT011)
- Fan & Blades are **UL Damp Location**

Lamp Included
Halogen



Handheld Remote Control
Included
RMT011




**DAMP
Location**

ENERGY INFORMATION at High Speed		
Airflow 3,396 Cubic Feet Per Minute	Electricity Use 85.2 Watts (Excludes Lights)	Airflow Efficiency 39.87 Cubic Feet Per Minute Per Watt
Compare: 49" to 60" ceiling fans have airflow efficiencies ranging from approximately 51 to 176 cubic feet per minute per watt at high speed.		

CIRCULAIRE



beyond standard features



- Motor Speeds – High – Medium – Low
- Solid Wooden Blades
- Solid Steel Protective Cage
- Motor Size 74 x 16

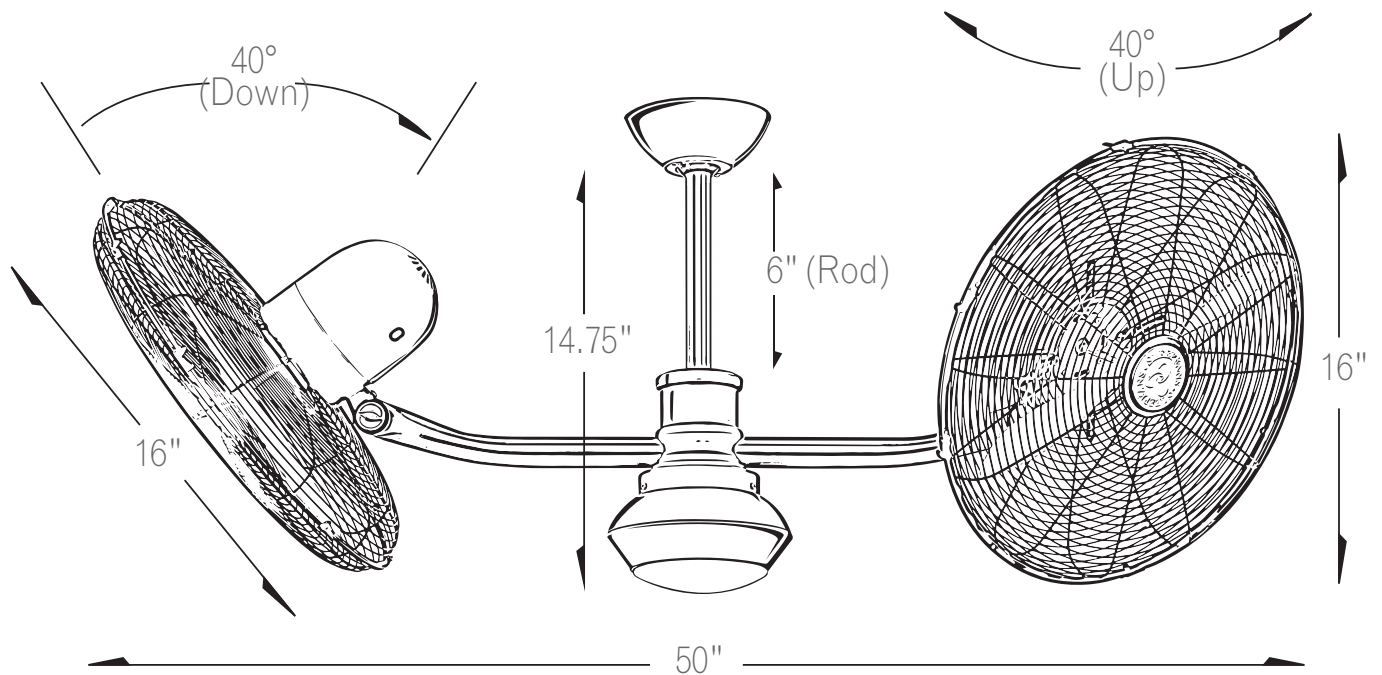


- Fully Adjustable – 40° Up – 40° Down
- One or Both Fan Heads
- Head Angle Determines Speed of Rotation



- No Motor in Central Housing
- Halogen Light Kit (1-75W Halogen Mini-Can)
- Decorative Cover For Non-Light Use Included

THE CIRCULAIRE



**Lamp Included
Halogen**



1-75W Halogen Mini-Can



**DAMP
LOCATION**

Handheld
Remote
Control
Included
RMT011



- Available Downrod Lengths 12", 18", 24", 36", and 48" Downrods Sold Separately
- 16" Twin Head Fan with Solid Steel Protective Cage
- 6" Downrod Included

SLEEPFANS™



Proven Sleep Technology



The Brain, Noise and Air Movement

Higher sound frequencies can actually increase brain activity and keep you awake, so low frequencies are needed for


ideal sleep. In fact, when the brain is relaxed, the body can reset its natural circadian rhythm, an internal clock that can be thrown off by so many different factors, leading to better health and wellness. SleepFans™ help you sleep and live your best with their unique design and air movement features.

of noise that cuts out high-frequency sounds and creates soothing sounds for better sleep. The petals make it so that SleepFans™ can have their volume adjusted without changing the speed of the motor.

Blade Design-Air Movement

SleepFans™ have uniquely-designed blades that are efficient in every way: they move more air than traditional fans, but need less energy

to do it. They move more air on low as most other fans do on high and work in tandem with the petals to create a fully adjustable experience so you can get your best sleep.



Proprietary Petal Design



SleepFans™ are equipped with a set of custom-designed petals that amplify the blades' sound to produce red noise, the kind

SleepFan Guarantees

- Generates a soothing sound (red noise) that promotes relaxation
- Allows adjustment of the soothing sound volume independent of the fan speed
- Masks background noises that distract from sleep
- Produces cooling air movement, conducive to rest
- Is quieter than its traditional counterpart
- Moves more air while using less energy than its traditional counterpart
- Telescoping height adjustment from 36 to 48 inches
- 50 degree oscillation with tilting head
- Solid Beechwood blade
- Patent Pending Technology



Soothing Sound

Promotes better sleep by using the lower frequencies of red noise.



Patent-Pending Technology

Creates a calming sound by engaging a custom-designed blade with unique metal petals.

FLOOR FANS



18-SF-ES-13
English Bronze



18-SF-ES-SN
Satin Nickel



18-SF-ES-WIB
Black

ENERGY INFORMATION at High Speed

Airflow	Electricity Use	Airflow Efficiency
1,698 Cubic Feet Per Minute	42.6 Watts (Excludes Lights)	39.87 Cubic Feet Per Minute Per Watt



Adjustable Volume

Controls the sound independently
from the fan speed.



More Air, Less Energy

Unique design creates more air movement
while using less energy.

For More Information, check us out on the web at www.SleepFans.com

TABLE FANS

SLEEPFANS™

Distributed
Exclusively By:



- 12" Tabletop SleepFan
- 74 x 16 Motor
- Solid Beechwood Blade
- Innovative Fan Petals
- Matte Black Grill Cover

ENERGY INFORMATION at High Speed		
Airflow 964 Cubic Feet Per Minute	Electricity Use 31.5 Watts (Excludes Lights)	Airflow Efficiency 30.6 Cubic Feet Per Minute Per Watt



12-SF-SN
Satin Nickel



12-SF-13
English Bronze

SleepFan Guarantees

- Generates a soothing sound (red noise) that promotes relaxation
- Allows adjustment of the soothing sound volume independent of the fan speed
- Masks background noises that distract from sleep
- Produces cooling air movement, conducive to rest
- Is quieter than its traditional counterpart
- Moves more air while using less energy than its traditional counterpart
- 60 degree oscillation with tilting head
- Solid Beechwood blade
- Patent Pending Technology



Soothing Sound

Promotes better sleep by using the lower frequencies of red noise.



Patent-Pending Technology

Creates a calming sound by engaging a custom-designed blade with unique metal petals.

SLEEPFANS™

WALL FANS

ENERGY INFORMATION at High Speed		
Airflow 964 Cubic Feet Per Minute	Electricity Use 31.5 Watts (Excludes Lights)	Airflow Efficiency 30.6 Cubic Feet Per Minute Per Watt




12-SF-SN
12-SF-BRACKET-SN



12-SF-13
12-SF-BRACKET-13

E-Z WALL BRACKETS - Change a Table Fan Into A Wall Fan In Seconds!



12-SF-BRACKET-SN



12-SF-BRACKET-13



Table Fan
12-SF-SN

+



E-Z Bracket
12-SF-BRACKET-SN

=



Wall Fan
12-SF-SN / 12-SF-BRACKET-SN



Adjustable Volume

Controls the sound independently from the fan speed.



More Air, Less Energy

Unique design creates more air movement while using less energy.

For More Information, check us out on the web at www.SleepFans.com



SAVOY FANS



CONTENTS

MIDTOWN VOGUE

- 16 Veyron
- 20 Ariel
- 32 Indra
- 36 Velocity
- 40 Muir
- 44 Polaris
- 48 Zephyr
- 50 St. Simons
- 52 Shasta
- 54 Olympic
- 56 Big Canoe
- 57 Britton

FAN D'LIERS

- 58 Alsace
- 60 Seaside
- 62 Bay St. Louis
- 63 Fire Island





FAN NUMBER	72-429-3CN-SN
MOTOR FINISH	Satin Nickel
BLADE FINISH	Chestnut
FAN LIGHT	Included / Cover
GLASS	Opal Etched
DOWNROD	SN

COMPATIBLE REMOTE CONTROLS: WLC300

- Motor Size 172 x 20
- 72" Blade Span
- 45° Blade Pitch
- 3-Speed Motor (Slide-Reverse Switch)
- Additional Downrod Lengths Sold Separately
- Solid Wood Blade
- Light Kit 1 G9 75W Bulb Included
- Not Hugger Kit Adaptable
- Handheld Remote Control Included (RMT005)
- Decorative Cover For Non-Light Use Included

Lamp Included
Halogen



Handheld Remote Control
Included
RMT005



ENERGY INFORMATION at High Speed		
Airflow 8,125 Cubic Feet Per Minute	Electricity Use 68.5 Watts (Excludes Lights)	Airflow Efficiency 118.6 Cubic Feet Per Minute Per Watt
Compare: 49" to 60" ceiling fans have airflow efficiencies ranging from approximately 51 to 176 cubic feet per minute per watt at high speed.		

VEYRON





FAN NUMBER	72-429-3WA-13
MOTOR FINISH	English Bronze
BLADE FINISH	Walnut
FAN LIGHT	Included / Cover
GLASS	Opal Etched
DOWNROD	13

COMPATIBLE REMOTE CONTROLS: WLC300

- Motor Size 172 x 20
- 72" Blade Span
- 45° Blade Pitch
- 3-Speed Motor (Slide-Reverse Switch)
- Additional Downrod Lengths Sold Separately
- Solid Wood Blade
- Light Kit 1 G9 75W Bulb Included
- Not Hugger Kit Adaptable
- Handheld Remote Control Included (RMT005)
- Decorative Cover For Non-Light Use Included

Lamp Included
Halogen



Handheld Remote Control
Included
RMT005



ENERGY INFORMATION at High Speed		
Airflow 8,125 Cubic Feet Per Minute	Electricity Use 68.5 Watts (Excludes Lights)	Airflow Efficiency 118.6 Cubic Feet Per Minute Per Watt
Compare: 49" to 60" ceiling fans have airflow efficiencies ranging from approximately 51 to 176 cubic feet per minute per watt at high speed.		

VEYRON



ARIEL



FAN NUMBER	68-818-2CN-SN
MOTOR FINISH	Satin Nickel
BLADE FINISH	Chestnut
FAN LIGHT	Included / Cover
GLASS	White Opal
DOWNROD	SN

COMPATIBLE REMOTE CONTROLS: WLC300

- Motor Size 153 x 22
- 68" Blade Span
- 30.7" Blade Pitch
- 3-Speed Reversible Motor
- Additional Downrod Lengths Sold Separately
- Solid Wood Blade With Winglet
- Light Kit 1 G9 75W Bulb Included
- Not Hugger Kit Adaptable
- Handheld Remote Control Included (RMT005)
- Decorative Cover For Non-Light Use Included

Lamp Included
Halogen



Handheld Remote Control
Included
RMT005



ENERGY INFORMATION at High Speed

Airflow 8,281 Cubic Feet Per Minute	Electricity Use 71.6 Watts (Excludes Lights)	Airflow Efficiency 116 Cubic Feet Per Minute Per Watt
--	---	--

Compare: 49" to 60" ceiling fans have airflow efficiencies ranging from approximately 51 to 176 cubic feet per minute per watt at high speed.





ARIEL



FAN NUMBER	68-818-2WA-35
MOTOR FINISH	Byzantine Bronze
BLADE FINISH	Walnut
FAN LIGHT	Included / Cover
GLASS	White Frosted
DOWNROD	35

COMPATIBLE REMOTE CONTROLS: WLC300

- Motor Size 153 x 22
- 68" Blade Span
- 30.7" Blade Pitch
- 3-Speed Reversible Motor
- Additional Downrod Lengths Sold Separately
- Solid Wood Blade With Winglet
- Light Kit 1 G9 75W Bulb Included
- Not Hugger Kit Adaptable
- Handheld Remote Control Included (RMT005)
- Decorative Cover For Non-Light Use Included

Lamp Included
Halogen



Handheld Remote Control
Included
RMT005




ENERGY INFORMATION at High Speed

Airflow 8,281 Cubic Feet Per Minute	Electricity Use 71.6 Watts (Excludes Lights)	Airflow Efficiency 116 Cubic Feet Per Minute Per Watt
--	---	--

Compare: 49" to 60" ceiling fans have airflow efficiencies ranging from approximately 51 to 176 cubic feet per minute per watt at high speed.







FAN NUMBER	58-818-5CN-SN
MOTOR FINISH	Satin Nickel
BLADE FINISH	Chestnut
FAN LIGHT	Included / Cover
GLASS	White Frosted
DOWNROD	SN

COMPATIBLE REMOTE CONTROLS: WLC300

- Motor Size 153 x 22
- 58" Blade Span
- 30.7" Blade Pitch
- 3-Speed Reversible Motor
- Additional Downrod Lengths Sold Separately
- Solid Wood Blade With Winglet
- Light Kit 1 C9 75W Bulb Included
- Not Hugger Kit Adaptable
- Handheld Remote Control Included (RMT005)
- Decorative Cover For Non-Light Use Included

Lamp Included
Halogen



Handheld Remote Control
Included
RMT005



ENERGY INFORMATION at High Speed

Airflow 6,564 Cubic Feet Per Minute	Electricity Use 71.7 Watts (Excludes Lights)	Airflow Efficiency 92 Cubic Feet Per Minute Per Watt
--	---	---

Compare: 49" to 60" ceiling fans have airflow efficiencies ranging from approximately 51 to 176 cubic feet per minute per watt at high speed.



ARIEL





FAN NUMBER	58-818-5WA-35
MOTOR FINISH	Byzantine Bronze
BLADE FINISH	Walnut
FAN LIGHT	Included / Cover
GLASS	White Frosted
DOWNROD	35

COMPATIBLE REMOTE CONTROLS: WLC300

- Motor Size 153 x 22
- 58" Blade Span
- 30.7" Blade Pitch
- 3-Speed Reversible Motor
- Additional Downrod Lengths Sold Separately
- Solid Wood Blade With Winglet
- Light Kit 1 C9 75W Bulb Included
- Not Hugger Kit Adaptable
- Handheld Remote Control Included (RMT005)
- Decorative Cover For Non-Light Use Included

Lamp Included
Halogen



Handheld Remote Control
Included
RMT005



ENERGY INFORMATION at High Speed

Airflow 6,564 Cubic Feet Per Minute	Electricity Use 71.7 Watts (Excludes Lights)	Airflow Efficiency 92 Cubic Feet Per Minute Per Watt
--	---	---

Compare: 49" to 60" ceiling fans have airflow efficiencies ranging from approximately 51 to 176 cubic feet per minute per watt at high speed.



ARIEL





FAN NUMBER	55-818-3CN-SN
MOTOR FINISH	Satin Nickel
BLADE FINISH	Chestnut
FAN LIGHT	Included / Cover
GLASS	White Opal
DOWNROD	SN

COMPATIBLE REMOTE CONTROLS: WLC300

- Motor Size 153 x 22
- 55" Blade Span
- 30.7" Blade Pitch
- 3-Speed Reversible Motor
- Additional Downrod Lengths Sold Separately
- Solid Wood Blade With Winglet
- Light Kit 1 C9 75W Bulb Included
- Not Hugger Kit Adaptable
- Handheld Remote Control Included (RMT005)
- Decorative Cover For Non-Light Use Included

Lamp Included
Halogen




Handheld Remote Control
Included
RMT005



ENERGY INFORMATION at High Speed

Airflow 7,499 Cubic Feet Per Minute	Electricity Use 71.8 Watts (Excludes Lights)	Airflow Efficiency 104 Cubic Feet Per Minute Per Watt
--	---	--

Compare: 49" to 60" ceiling fans have airflow efficiencies ranging from approximately 51 to 176 cubic feet per minute per watt at high speed.



ARIEL





FAN NUMBER	55-818-3WA-35
MOTOR FINISH	Byzantine Bronze
BLADE FINISH	Walnut
FAN LIGHT	Included / Cover
GLASS	White Frosted
DOWNROD	35

COMPATIBLE REMOTE CONTROLS: WLC300

- Motor Size 153 x 22
- 55" Blade Span
- 30.7" Blade Pitch
- 3-Speed Reversible Motor
- Additional Downrod Lengths Sold Separately
- Solid Wood Blade With Winglet
- Light Kit 1 C9 75W Bulb Included
- Not Hugger Kit Adaptable
- Handheld Remote Control Included (RMT005)
- Decorative Cover For Non-Light Use Included

Lamp Included
Halogen





Handheld Remote Control
Included
RMT005



ENERGY INFORMATION at High Speed		
Airflow 7,499 Cubic Feet Per Minute	Electricity Use 71.8 Watts (Excludes Lights)	Airflow Efficiency 104 Cubic Feet Per Minute Per Watt
Compare: 49" to 60" ceiling fans have airflow efficiencies ranging from approximately 51 to 176 cubic feet per minute per watt at high speed.		

ARIEL





FAN NUMBER	58-819-5WA-37
MOTOR FINISH	Walnut
BLADE FINISH	Walnut
FAN LIGHT	Included / Cover
GLASS	White Frosted
DOWNROD	234

COMPATIBLE REMOTE CONTROLS: WLC300

- Motor Size 153 x 22
- 58" Blade Span
- 30.7" Blade Pitch
- 3-Speed Reversible Motor
- Additional Downrod Lengths Sold Separately
- Solid Wood Blade
- Light Kit 1 C9 75W Bulb Included
- Not Hugger Kit Adaptable
- Handheld Remote Control Included (RMT005)
- Decorative Cover For Non-Light Use Included

Lamp Included
Halogen



Handheld Remote Control
Included
RMT005



ENERGY INFORMATION at High Speed

Airflow 6,760 Cubic Feet Per Minute	Electricity Use 71.2 Watts (Excludes Lights)	Airflow Efficiency 95 Cubic Feet Per Minute Per Watt
--	---	---

Compare: 49" to 60" ceiling fans have airflow efficiencies ranging from approximately 51 to 176 cubic feet per minute per watt at high speed.





FAN NUMBER	55-819-3WA-37
MOTOR FINISH	Walnut
BLADE FINISH	Walnut
FAN LIGHT	Included / Cover
GLASS	White Frosted
DOWNROD	234

COMPATIBLE REMOTE CONTROLS: WLC300

- Motor Size 153 x 22
- 55" Blade Span
- 30.7° Blade Pitch
- 3-Speed Reversible Motor
- Additional Downrod Lengths Sold Separately
- Solid Wood Blade
- Light Kit 1 C9 75W Bulb Included
- Not Hugger Kit Adaptable
- Handheld Remote Control Included (RMT005)
- Decorative Cover For Non-Light Use Included

Lamp Included
Halogen



Handheld Remote Control
Included
RMT005



ENERGY INFORMATION at High Speed		
Airflow 8,517 Cubic Feet Per Minute	Electricity Use 71.8 Watts (Excludes Lights)	Airflow Efficiency 104 Cubic Feet Per Minute Per Watt
Compare: 49" to 60" ceiling fans have airflow efficiencies ranging from approximately 51 to 176 cubic feet per minute per watt at high speed.		







FAN NUMBER	60-820-6SV-SN
MOTOR FINISH	Satin Nickel
BLADE FINISH	Silver
FAN LIGHT	Included / Cover
GLASS	White Etched
DOWNROD	SN

COMPATIBLE REMOTE CONTROLS: WLC300, WLC700

- Motor Size 212 x 25
- 60" Blade Span
- 14" Blade Pitch
- 3-Speed Reversible Motor
- Additional Downrod Lengths Sold Separately
- Blades & Integrated Light Kit Included
- Light Kit 1-100W Halogen Mini Can Bulb Included
- Not Hugger Kit Adaptable
- Handheld Remote Control Included (RMT007)
- Decorative Cover For Non-Light Use Included
- Fan & Blades Are **UL Damp Located**

**Lamp Included
Halogen**



**Handheld Remote Control
Included
RMT007**



**DAMP
Location**



ENERGY INFORMATION at High Speed		
Airflow 6,866 Cubic Feet Per Minute	Electricity Use 77.8 Watts (Excludes Lights)	Airflow Efficiency 88.26 Cubic Feet Per Minute Per Watt
Compare: 49" to 60" ceiling fans have airflow efficiencies ranging from approximately 51 to 176 cubic feet per minute per watt at high speed.		

VELOCITY





FAN NUMBER	60-820-613-13
MOTOR FINISH	English Bronze
BLADE FINISH	English Bronze
FAN LIGHT	Included / Cover
GLASS	White Etched
DOWNROD	13

COMPATIBLE REMOTE CONTROLS: WLC300, WLC700

- Motor Size 212 x 25
- 60" Blade Span
- 14" Blade Pitch
- 3-Speed Reversible Motor
- Additional Downrod Lengths Sold Separately
- Blades & Integrated Light Kit Included
- Light Kit 1-100W Halogen Mini Can Bulb Included
- Not Hugger Kit Adaptable
- Handheld Remote Control Included (RMT007)
- Decorative Cover For Non-Light Use Included
- Fan & Blades Are **UL Damp Located**

Lamp Included
Halogen



Handheld Remote Control
Included
RMT007




DAMP
Location

ENERGY INFORMATION at High Speed		
Airflow 6,866 Cubic Feet Per Minute	Electricity Use 77.8 Watts (Excludes Lights)	Airflow Efficiency 88.26 Cubic Feet Per Minute Per Watt
Compare: 49" to 60" ceiling fans have airflow efficiencies ranging from approximately 51 to 176 cubic feet per minute per watt at high speed.		

VELOCITY





FAN NUMBER	56-870-3CN-35
MOTOR FINISH	Byzantine Bronze
BLADE FINISH	Chestnut
FAN LIGHT	Included / Cover
GLASS	White Etched
DOWNROD	35

COMPATIBLE REMOTE CONTROLS: WLC300

- Motor Size 140 x 28
- 56" Blade Span
- 13.5" Blade Pitch
- 3-Speed Reversible Motor
- Additional Downrod Lengths Sold Separately
- Blades & Integrated Light Kit Included
- Light Kit 1-75W Halogen Mini-Can Bulb Included
- Not Hugger Kit Adaptable
- Handheld Remote Control Included (RMT005)
- Decorative Cover For Non-Light Use Included
- Fans & Blades are **UL Damp Location**

Lamp Included
Halogen




Handheld Remote Control
Included
RMT005





**DAMP
Location**

ENERGY INFORMATION at High Speed		
Airflow 5,891 Cubic Feet Per Minute	Electricity Use 82.7 Watts (Excludes Lights)	Airflow Efficiency 71.23 Cubic Feet Per Minute Per Watt
Compare: 49" to 60" ceiling fans have airflow efficiencies ranging from approximately 51 to 176 cubic feet per minute per watt at high speed.		







FAN NUMBER	56-870-3GR-242
MOTOR FINISH	Aged Steel
BLADE FINISH	Graphite
FAN LIGHT	Included / Cover
GLASS	White Etched
DOWNROD	242

COMPATIBLE REMOTE CONTROLS: WLC300

- Motor Size 140 x 28
- 56" Blade Span
- 13.5" Blade Pitch
- 3-Speed Reversible Motor
- Additional Downrod Lengths Sold Separately
- Blades & Integrated Light Kit Included
- Light Kit 1-75W Halogen Mini-Can Bulb Included
- Not Hugger Kit Adaptable
- Handheld Remote Control Included (RMT005)
- Decorative Cover For Non-Light Use Included
- Fans & Blades are **UL Damp Location**

Lamp Included
Halogen




Handheld Remote Control
Included
RMT005




DAMP
Location

ENERGY INFORMATION at High Speed		
Airflow 5,891 Cubic Feet Per Minute	Electricity Use 82.7 Watts (Excludes Lights)	Airflow Efficiency 71.23 Cubic Feet Per Minute Per Watt
Compare: 49" to 60" ceiling fans have airflow efficiencies ranging from approximately 51 to 176 cubic feet per minute per watt at high speed.		





FAN NUMBER	52-417-3WA-13	52-417-3SV-SN
MOTOR FINISH	English Bronze	Satin Nickel
BLADE FINISH	Walnut	Silver
FAN LIGHT	Included / Cover	Included / Cover
GLASS	Cream Frosted	White Frosted
DOWNROD	13	SN

COMPATIBLE REMOTE CONTROLS: WLC400

- Motor Size 172 x 17
- 52" Blade Span
- 14" Blade Pitch
- 3-Speed Reversible Motor
- Additional Downrod Lengths Sold Separately
- Blades & Integrated Light Kit Included
- Light Kit 1-100W Halogen Mini-Can Bulb Included
- Dual Mounting System Included (Downrod & Hugger)
- Hand Held Remote Control Included (RMT006)
- Decorative Cover For Non-Light Use Included
- Fans & Blades are **UL Damp Location**

**Lamp Included
Halogen**



**Hand Held Remote
Included
RMT006**



**DAMP
Location**




ENERGY INFORMATION at High Speed		
Airflow 5,089 Cubic Feet Per Minute	Electricity Use 51.9 Watts (Excludes Lights)	Airflow Efficiency 98.06 Cubic Feet Per Minute Per Watt

Compare: 49" to 60" ceiling fans have airflow efficiencies ranging from approximately 51 to 176 cubic feet per minute per watt at high speed.

POLARIS





FAN NUMBER	52-417H-3WA-13	52-417H-3SV-SN
MOTOR FINISH	English Bronze	Satin Nickel
BLADE FINISH	Walnut	Silver
FAN LIGHT	Included / Cover	Included / Cover
GLASS	Cream Frosted	White Frosted
DOWNROD	13	SN

COMPATIBLE REMOTE CONTROLS: WLC100

- Motor Size 172 x 17
- 52" Blade Span
- 14" Blade Pitch
- 3-Speed Reversible Motor
- Additional Downrod Lengths Sold Separately
- Blades & Integrated Light Kit Included
- Light Kit 1-100W Halogen Mini-Can Bulb Included
- Dual Mounting System Included (Downrod & Hugger)
- Hand Held Remote Control Included (RMT006)
- Decorative Cover For Non-Light Use Included
- Fans & Blades are **UL Damp Location**

Lamp Included
Halogen


Hand Held Remote
Included
RMT006




**DAMP
Location**

ENERGY INFORMATION at High Speed		
Airflow 3,787 Cubic Feet Per Minute	Electricity Use 51.8 Watts (Excludes Lights)	Airflow Efficiency 73.11 Cubic Feet Per Minute Per Watt

Compare: 49" to 60" ceiling fans have airflow efficiencies ranging from approximately 51 to 176 cubic feet per minute per watt at high speed.



POLARIS HUGGER





FAN NUMBER	54-471-5FB-250	52-471-5CN-SN
MOTOR FINISH	Mercury Black	Satin Nickel
BLADE FINISH	Flat Black	Chestnut
FAN LIGHT	Included	Included
GLASS	White	White
DOWNROD	250	SN

COMPATIBLE REMOTE CONTROLS: WLC400

- Motor Size 188 x 15
- 54" Blade Span
- 14° Blade Pitch
- 3-Speed Reversible Motor
- Additional Downrod Lengths Sold Separately
- Blades & Integrated Light Kit Included
- Light Kit 1G9 75W Halogen Bulb Included
- Not Hugger Kit Adaptable
- Hand Held Remote Control Included (RMT006)

**Lamp Included
Halogen**



**Hand Held Remote
Included
RMT006**




ENERGY INFORMATION at High Speed

Airflow 5334 Cubic Feet Per Minute	Electricity Use 71.6 Watts (Excludes Lights)	Airflow Efficiency 74 Cubic Feet Per Minute Per Watt
---	---	---

Compare: 49" to 60" ceiling fans have airflow efficiencies ranging from approximately 51 to 176 cubic feet per minute per watt at high speed.

ZEPHYR





FAN NUMBER	52P-646-5RV-323	52P-646-5RV-187
MOTOR FINISH	Old Bronze	Brushed Pewter
BLADE FINISH	Oak / Walnut	Walnut / Teak
FAN LIGHT	Included	Included
GLASS	Cream Scavo	White Scavo
DOWNROD	323	187
COMPATIBLE REMOTE CONTROLS: WLC300, WLC500, WLC600, RMT001		

- Motor Size 172 x 17
- 52" Blade Span
- 14" Blade Pitch
- 3-Speed Pull-Chain Reversible Motor
- Additional Downrod Lengths Sold Separately
- Integrated Light Kit Included
- Light Kit 3C 60W (40C Bulbs) Included
- Reversible Color Fan Blades Included
- Not Hugger Kit Adaptable

Lamp Included
Incandescent




ENERGY INFORMATION at High Speed		
Airflow 5,432 Cubic Feet Per Minute	Electricity Use 65 Watts (Excludes Lights)	Airflow Efficiency 83 Cubic Feet Per Minute Per Watt
Compare: 49" to 60" ceiling fans have airflow efficiencies ranging from approximately 51 to 176 cubic feet per minute per watt at high speed.		

ST. SIMONS





PIERCE PAXTON



FAN NUMBER	54-220-5RV-13	54-220-5RV-CH
MOTOR FINISH	English Bronze	Chrome
BLADE FINISH	Teak / Walnut	Rosewood / Maple
FAN LIGHT	Included	Included
GLASS	White Frosted Halophane	White Frosted Halophane
DOWNROD	13	CH

COMPATIBLE REMOTE CONTROLS: RMT001

- Motor Size 188 x 18
- 54" Blade Span
- 14° Blade Pitch
- 3-Speed Reversible Motor
- Additional Downrod Lengths Sold Separately

- Integrated Light Kit Included
- Light Kit 1C9 75W Bulb Included
- Reversible Color Fan Blades Included
- Not Hugger Kit Adaptable
- Wall Mount Remote Control Included (WLC 300)




**Lamp Included
Halogen**

Wall Mount Control
Included
WLC300




ENERGY INFORMATION at High Speed		
Airflow 6,242 Cubic Feet Per Minute	Electricity Use 79.1 Watts (Excludes Lights)	Airflow Efficiency 78.9 Cubic Feet Per Minute Per Watt
Compare: 49" to 60" ceiling fans have airflow efficiencies ranging from approximately 51 to 176 cubic feet per minute per watt at high speed.		



SHASTA





FAN NUMBER	56-765-5HK-213
MOTOR FINISH	English Bronze w/ Gold
BLADE FINISH	Hickory
FAN LIGHT	Included
GLASS	Cream Frost
DOWNROD	13

COMPATIBLE REMOTE CONTROLS: RMT005

- Motor Size 188 x 22
- 56" Blade Span
- 14° Blade Pitch
- 3-Speed Reversible Motor
- Additional Downrod Lengths Sold Separately
- Blades & Integrated Light Kit Included
- Light Kit 6C 10W & 1-100W Halogen Mini-Can Bulbs Included
- Not Hugger Kit Adaptable
- Wall Mount Remote Control Included (WLC700)

Lamp Included
Halogen



Wall Mount Control
Included
WLC700



ENERGY INFORMATION at High Speed

Airflow	Electricity Use	Airflow Efficiency
5,578 Cubic Feet Per Minute	78 Watts (Excludes Lights)	71.5 Cubic Feet Per Minute Per Watt

Compare: 49" to 60" ceiling fans have airflow efficiencies ranging from approximately 51 to 176 cubic feet per minute per watt at high speed.

Money-Saving Tip: Turn off fan when leaving room.



BIG CANOE



FAN NUMBER	52P-620-5BC-13
MOTOR FINISH	English Bronze
BLADE FINISH	Burled Cherry
FAN LIGHT	Included
GLASS	Tea Stained
DOWNROD	13

Compatible Remote Controls: RMT001

- Motor Size 172 x 17
- 52" Blade Span
- 14" Blade Pitch
- 3-Speed Reversible Motor

- Additional Downrod Lengths Sold Separately
- Blades & Integrated Light Kit Included
- Light Kit 3C 60W (40W Bulbs) Included
- Dual Mounting System Included (Downrod & Hugger)
- Wall Mount Remote Control Included (WLC300)

ENERGY INFORMATION at High Speed

Airflow Cubic Feet Per Minute	Electricity Use 70 Watts (Excludes Lights)	Airflow Efficiency 78 Cubic Feet Per Minute Per Watt
5,511		

Compare: 49" to 60" ceiling fans have airflow efficiencies ranging from approximately 51 to 176 cubic feet per minute per watt at high speed.

Money-Saving Tip: Turn off fan when leaving room.



Wall Mount Control
Included
WLC300



Lamp Included
Incandescent



FAN NUMBER	52-771-5BW-SN
MOTOR FINISH	Satin Nickel
BLADE FINISH	Beechwood
FAN LIGHT	Included
GLASS	White Opal Etched
DOWNROD	SN
Compatible Remote Controls: WLC300, WLC500, RMT001	

- Motor Size 172 x 17
- 52" Blade Span
- 14" Blade Pitch
- 3-Speed Reversible Motor
- Additional Downrod Lengths Sold Separately

- Blades & Integrated Light Kit Included
- Light Kit 3C 60W (40W Bulbs) Included
- Not Hugger Kit Adaptable
- Hand Held Remote (RMT001) Included



**Lamp Included
Incandescent**



**Hand Held Remote
Included
RMT001**



ENERGY INFORMATION at High Speed

Airflow	Electricity Use	Airflow Efficiency
5,667 Cubic Feet Per Minute	73 Watts (Excludes Lights)	77.6 Cubic Feet Per Minute Per Watt

Compare: 49" to 60" ceiling fans have airflow efficiencies ranging from approximately 51 to 176 cubic feet per minute per watt at high speed.

Money-Saving Tip: Turn off fan when leaving room.



FAN NUMBER	26-9536-FD-196
MOTOR FINISH	Reclaimed Wood
BLADE FINISH	Chestnut
FAN LIGHT	Included
GLASS	White Etched
DOWNROD	196

- Motor Size 120 x 20
- 26" Blade Span
- 13.5" Blade Pitch
- 3-Speed Reversible Motor
- Additional Downrod Lengths Sold Separately

- Light Kit 1-75W Halogen Mini-Can Bulb Included
- Handheld Remote Control Included (RMT005)
- Not Hugger Kit Adaptable
- Fan & Blades are **UL Damp Location**

Lamp Included
Halogen



Handheld Remote Control
Included
RMT005




**DAMP
Location**


ENERGY INFORMATION at High Speed

Airflow	Electricity Use	Airflow Efficiency
2,374 Cubic Feet Per Minute	37 Watts (Excludes Lights)	64 Cubic Feet Per Minute Per Watt

Compare: 36" to 48" ceiling fans have airflow efficiencies ranging from approximately 71 to 86 cubic feet per minute per watt at high speed.







FAN NUMBER	14-325-FD-SN	14-325-FD-13
MOTOR FINISH	Satin Nickel	English Bronze
BLADE FINISH	Silver	Bronze
DOWNROD	SN	13

- Motor Size: 90AL
- 14" Span
- 21" Blade Pitch
- 3-Speed Reversible Motor
- 18-1/2"W x 11"H

- Additional Downrod Lengths Sold Separately
- Hand Held Remote Control Included (RMT003)
- Not Hugger Kit Adaptable
- Fan & Blades are **UL Damp Location**

Handheld Remote Control
Included
RMT003



ENERGY INFORMATION at High Speed		
Airflow 2,373 Cubic Feet Per Minute	Electricity Use 48 Watts (Excludes Lights)	Airflow Efficiency 49 Cubic Feet Per Minute Per Watt
Compare: 36" to 48" ceiling fans have airflow efficiencies ranging from approximately 71 to 86 cubic feet per minute per watt at high speed.		

SEASIDE



BAY ST. LOUIS



PIERCE PAXTON



FAN NUMBER	14-260-FD-16
MOTOR FINISH	Antique Copper
BLADE FINISH	Burled Cherry
FAN LIGHT	Included
GLASS	Tinted Scavo
DOWNROD	16
COMPATIBLE REMOTE CONTROLS: RMT007	

- 14" Span
- 21" Blade Pitch
- 3-Speed Reversible Motor
- 30"W x 19"H
- Downrods Sold Separately

- Glass Included
- 4C 40W Bulbs Included
- Wall Mount Control Included (WLC300)
- Not Hugger Kit Adaptable
- Fan & Blades are UL Damp Location



**DAMP
Location**



**Lamp Included
Incandescent**



**Wall Mount Control
Included
WLC300**

ENERGY INFORMATION at High Speed

Airflow	Electricity Use	Airflow Efficiency
2,195 Cubic Feet Per Minute	46.7 Watts (Excludes Lights)	47 Cubic Feet Per Minute Per Watt

Compare: 36" to 48" ceiling fans have airflow efficiencies ranging from approximately 71 to 86 cubic feet per minute per watt at high speed.

FIRE ISLAND



PIERCE PAXTON



FAN NUMBER	14-280-FD-56
MOTOR FINISH	New Tortoise Shell
BLADE FINISH	Burled Cherry
FAN LIGHT	Included
GLASS	Carved Scavo
DOWNROD	56
COMPATIBLE REMOTE CONTROLS: RMT007	

- 14" Span
- 21" Blade Pitch
- 3-Speed Reversible Motor
- 28"W x 23"H
- Downrods Sold Separately

- Glass Included
- 4C 40W Bulbs Included
- Wall Mount Control Included (WLC300)
- Not Hugger Kit Adaptable
- Fan & Blades are UL Damp Location



ENERGY INFORMATION at High Speed		
Airflow 2,195 Cubic Feet Per Minute	Electricity Use 46.7 Watts (Excludes Lights)	Airflow Efficiency 47 Cubic Feet Per Minute Per Watt
Compare: 36" to 48" ceiling fans have airflow efficiencies ranging from approximately 71 to 86 cubic feet per minute per watt at high speed.		



Wall Mount Control
Included
WLC300





F A N S

AIR-IONIZING

Fan D'liers



INTRODUCING...

Air-Ionizing Fan D'Liers

The remote-controlled multi-function chandelier that combines
Lighting • Air Circulation • Air-Ionization
All-In-One

*Good health is impossible to achieve breathing polluted air.
So, how do we change that while indoors?*

With Anions!

Anions (negatively charged ions) are odorless, tasteless, and invisible molecules that we inhale in abundance around certain environments such as near waterfalls, mountains, and ocean beaches. Think about how refreshed you feel at any of these popular getaway destinations! Negatively charged ions are believed to produce biochemical reactions that once reaching our bloodstream increases oxygen flow to the brain and levels of serotonin, which can effect one's energy as well as mood—positively. They may also reduce the amount of airborne particles that result in typical hypersensitivities such as throat irritation, coughing, and sneezing.

What Air-Ionizing Fan D'Liers can do for you...

- Removes smoke, molds, and fungi from the air
- Increases the flow of oxygen to the brain resulting in higher alertness, decreased drowsiness, and increased mental energy
- Used in treating Seasonal Affective Disorder and Attention Deficit Disorder
- Helps in alleviating depression, relieving stress, and increasing serotonin levels
- Helps to protect against germs in the air resulting in less irritation due to inhaling various particles and indoor pollutants



LEVANTARA



- 34"W x 40-1/2"H
- Motor Size 104 x 114
- 20° Blade Pitch
- 18" Downrod Included
- Light Kit 8C 13W (CFL Bulbs) Included
- Handheld Remote Control Included (RMT012, Non-Dimming)
- Maximum Total Wattage (300W)

** Item Not for Sale in Canada **

FAN NUMBER	34-327-FD-11
MOTOR FINISH	Polished Chrome
FAN LIGHT	Included
GLASS	White Shade
DOWNROD	CH
Handheld Remote Control RMT012 Included	

ENERGY INFORMATION at High Speed		
Airflow 1,186 Cubic Feet Per Minute	Electricity Use 38.5 Watts (Excludes Lights)	Airflow Efficiency 30.8 Cubic Feet Per Minute Per Watt
Compare: 36" to 48" ceiling fans have airflow efficiencies ranging from approximately 7.1 to 8.6 cubic feet per minute per watt at high speed.		

Handheld Remote Control
Included
RMT012



Lamp Included
Fluorescent



The exclusive Savoy House Fan D'liers can actually help improve your life and your health. How can they do that? By using anions! Anions, or negatively-charged ions, are molecules often found near waterfalls, mountains and beaches—places where you breathe the air and feel refreshed. Anions help increase the flow of oxygen to your brain so that

you feel better: more energetic, more alert and less tired! They can also help reduce the particles in the air that cause irritations like coughing and sneezing. Savoy House Fan D'liers ionize and circulate the air so you're always breathing the best air possible. Plus, Savoy House Fan D'liers light the room beautifully!



AIR-IONIZING FAN D'LIERS



LIGHTING • AIR CIRCULATION • AIR IONIZATION
ALL-IN-ONE

- Removes smoke, molds, and fungi from the air
- Reduces breathing irritation due to inhaling indoor pollutants



ETESIAN



- 35-1/2"W x 40"H
- Motor Size 104 x 114
- 20° Blade Pitch
- 18" Downrod Included
- Light Kit 8E 13W (CFL Bulbs) Included
- Handheld Remote Control Included (RMT012, Non-Dimming)
- Maximum Total Wattage (300W)

** Item Not for Sale in Canada **

FAN NUMBER	36-329-FD-21
MOTOR FINISH	Burnished Russet
FAN LIGHT	Included
GLASS	Clear Glass Outer Cream Glass Inner
DOWNROD	21
Handheld Remote Control RMT012 Included	

ENERGY INFORMATION at High Speed		
Airflow 1,186 Cubic Feet Per Minute	Electricity Use 38.5 Watts (Excludes Lights)	Airflow Efficiency 30.8 Cubic Feet Per Minute Per Watt
Compare: 36" to 48" ceiling fans have airflow efficiencies ranging from approximately 7.1 to 8.6 cubic feet per minute per watt at high speed.		

Handheld Remote Control
Included
RMT012



Lamp Included
Fluorescent



The exclusive Savoy House Fan D'liers can actually help improve your life and your health. How can they do that? By using anions! Anions, or negatively-charged ions, are molecules often found near waterfalls, mountains and beaches—places where you breathe the air and feel refreshed. Anions help increase the flow of oxygen to your brain so that

you feel better: more energetic, more alert and less tired! They can also help reduce the particles in the air that cause irritations like coughing and sneezing. Savoy House Fan D'liers ionize and circulate the air so you're always breathing the best air possible. Plus, Savoy House Fan D'liers light the room beautifully!



AIR-IONIZING FAN D'LIERS



LIGHTING • AIR CIRCULATION • AIR IONIZATION
ALL-IN-ONE

- Removes smoke, molds, and fungi from the air
- Reduces breathing irritation due to inhaling indoor pollutants



BOREA



- 32"W x 38"H
- Motor Size 104 x 114
- 20° Blade Pitch
- 18" Downrod Included
- Light Kit 5E 13W (CFL Bulbs) Included
- Handheld Remote Control Included (RMT012, Non-Dimming)
- Maximum Total Wattage (300W)

** Item Not for Sale in Canada **

FAN NUMBER	32-326-FD-SN
MOTOR FINISH	Satin Nickel
FAN LIGHT	Included
GLASS	White Frosted
DOWNROD	SN
Handheld Remote Control RMT012 Included	

ENERGY INFORMATION at High Speed		
Airflow 1,186 Cubic Feet Per Minute	Electricity Use 38.5 Watts (Excludes Lights)	Airflow Efficiency 30.8 Cubic Feet Per Minute Per Watt
Compare: 36" to 48" ceiling fans have airflow efficiencies ranging from approximately 7.1 to 8.6 cubic feet per minute per watt at high speed.		

Handheld Remote Control
Included
RMT012



Lamp Included
Fluorescent



The exclusive Savoy House Fan D'liers can actually help improve your life and your health. How can they do that? By using anions! Anions, or negatively-charged ions, are molecules often found near waterfalls, mountains and beaches—places where you breathe the air and feel refreshed. Anions help increase the flow of oxygen to your brain so that

you feel better: more energetic, more alert and less tired! They can also help reduce the particles in the air that cause irritations like coughing and sneezing. Savoy House Fan D'liers ionize and circulate the air so you're always breathing the best air possible. Plus, Savoy House Fan D'liers light the room beautifully!



AIR-IONIZING FAN D'LIERS



LIGHTING • AIR CIRCULATION • AIR IONIZATION
ALL-IN-ONE

- Removes smoke, molds, and fungi from the air
- Reduces breathing irritation due to inhaling indoor pollutants



BRISA



- 34-3/4"W x 39"H
- Motor Size 104 x 114
- 18" Downrod Included
- Light Kit 8C 13W (CFL Bulbs) Included
- Handheld Remote Control Included (RMT012, Non-Dimming)
- Maximum Total Wattage (300W)

* Item Not for Sale in Canada *

FAN NUMBER	35-328-FD-13
MOTOR FINISH	English Bronze
FAN LIGHT	Included
GLASS	Off-White Shades
DOWNROD	13

Handheld Remote Control RMT012 Included

ENERGY INFORMATION at High Speed		
Airflow 1,186 Cubic Feet Per Minute	Electricity Use 38.5 Watts (Excludes Lights)	Airflow Efficiency 30.8 Cubic Feet Per Minute Per Watt
Compare: 36" to 48" ceiling fans have airflow efficiencies ranging from approximately 71 to 86 cubic feet per minute per watt at high speed.		

Handheld Remote Control
Included
RMT012



Lamp Included
Fluorescent



LIGHTING • AIR CIRCULATION • AIR IONIZATION ALL-IN-ONE

- Removes smoke, molds, and fungi from the air
- Reduces breathing irritation due to inhaling indoor pollutants

AIR-IONIZING FAN D'LIERS



COROMELL



- 37-3/4"W x 51"H
- Motor Size 104 x 114
- 18" Downrod Included
- Light Kit 8C 13W (CFL Bulbs) Included
- Handheld Remote Control Included (RMT012, Non-Dimming)
- Maximum Total Wattage (300W)

* Item Not for Sale in Canada *

FAN NUMBER	38-330-FD-11
MOTOR FINISH	Polished Chrome
FAN LIGHT	Included
GLASS	White Shades
DOWNROD	CH
Handheld Remote Control RMT012 Included	

ENERGY INFORMATION at High Speed		
Airflow 1,186 Cubic Feet Per Minute	Electricity Use 38.5 Watts (Excludes Lights)	Airflow Efficiency 30.8 Cubic Feet Per Minute Per Watt
Compare: 36" to 48" ceiling fans have airflow efficiencies ranging from approximately 71 to 86 cubic feet per minute per watt at high speed.		

Handheld Remote Control
Included
RMT012



Lamp Included
Fluorescent








SAVOY FANS

CONTENTS

TRADITIONAL

76	Alsace
78	Bristol
80	Indigo
82	Villamoura
83	Monarch





FAN NUMBER	52-840-5CN-196
MOTOR FINISH	Reclaimed Wood
BLADE FINISH	Chestnut
FAN LIGHT	Included
DOWNROD	196

COMPATIBLE REMOTE CONTROLS: WLC300

- Motor Size 153 x 22
- 52" Blade Span
- 12" Blade Pitch
- 3-Speed Reversible Motor
- Additional Downrod Lengths Sold Separately
- Blades & Integrated Light Kit Included
- 3-40W Candle Bulbs Included
- Not Hugger Kit Adaptable
- Handheld Remote Control Included (RMT005)
- Fans & Blades are **UL Damp Location**

Lamp Included
Incandescent 

Handheld Remote Control
Included
RMT005




**DAMP
Location**

ENERGY INFORMATION at High Speed		
Airflow 5,877 Cubic Feet Per Minute	Electricity Use 69.8 Watts (Excludes Lights)	Airflow Efficiency 84.2 Cubic Feet Per Minute Per Watt
Compare: 49" to 60" ceiling fans have airflow efficiencies ranging from approximately 51 to 176 cubic feet per minute per watt at high speed.		

ALSACE





FAN NUMBER	52-15-5WA-AG	52-15-5TK-16
MOTOR FINISH	Autumn Gold	Antique Copper
BLADE FINISH	Walnut	Teak
FAN LIGHT	Included	Included
GLASS	Cream Marble	Cream Marble
DOWNROD	AG	16

COMPATIBLE REMOTE CONTROLS: WLC300, WLC400, WLC500, WLC600

- Motor Size 188 x 20
- 52" Span
- 14" Blade Pitch
- 3-Speed Reversible Motor
- Additional Downrod Lengths Sold Separately
- Integrated Light Kit Included
- Light Kit 2-50W Halogen Mini Cans Included
- Not Hugger Kit Adaptable
- Remote Control Included (RMT006)

Lamp Included
Halogen




Hand Held Remote
Included
RMT006



ENERGY INFORMATION at High Speed		
Airflow 5,339 Cubic Feet Per Minute	Electricity Use 70.4 Watts (Excludes Lights)	Airflow Efficiency 75 Cubic Feet Per Minute Per Watt
Compare: 49" to 60" ceiling fans have airflow efficiencies ranging from approximately 51 to 176 cubic feet per minute per watt at high speed.		

BRISTOL





FAN NUMBER	52-850-5RV-7	52-850-5RV-56	52-850-5RV-TW
MOTOR FINISH	Ebony	New Tortoise Shell	Textured White
BLADE FINISH	Black / Chestnut	Chestnut / Walnut	White / Unfinished
OPTIONAL FAN LIGHT	FLGC-850-7	FLGC-850-56	FLGC-850-TW
GLASS	Cream Carved Marble	Cream Carved Marble	White Carved Marble
DOWNROD	FB	56	80

COMPATIBLE REMOTE CONTROLS: WLC300, WLC500, WLC600, RMT001

- Motor Size 172 x 20
- 52" Blade Span
- 14" Blade Pitch
- 3-Speed Pull-Chain Reversible Motor

- Additional Downrod Lengths Sold Separately
- Light Kit & Downrods Sold Separately
- Dual Mounting System Included (Downrod & Hugger)

ENERGY INFORMATION at High Speed		
Airflow 5,200 Cubic Feet Per Minute	Electricity Use 74 Watts (Excludes Lights)	Airflow Efficiency 70 Cubic Feet Per Minute Per Watt
Compare: 49" to 60" ceiling fans have airflow efficiencies ranging from approximately 51 to 176 cubic feet per minute per watt at high speed.		



FLGC-850-7
OPTIONAL
LIGHT KIT



FLGC-850-56
OPTIONAL
LIGHT KIT



FLGC-850-TW
OPTIONAL
LIGHT KIT



*PICTURED WITH FLGC-850-56 (OPTIONAL FAN LIGHT)

FAN LIGHT CHOICES Pg 133-137.

VILLAMOURA



*Pictured with FLGC-501-56 (Sold Separately).

FAN NUMBER	52-500-5WA-56
MOTOR FINISH	New Tortoise Shell
BLADE FINISH	Walnut
OPTIONAL FAN LIGHT	FLGC-501-56
GLASS	Cream Scavo
DOWNROD	56
Compatible Remote Controls: WLC300, WLC500, WLC600, RMT001	

- Motor Size 172 x 17
- 52" Blade Span
- 14° Blade Pitch
- 3-Speed Pull-Chain Reversible Motor

- Additional Downrod Lengths Sold Separately
- Light Kit Sold Separately
- Not Hugger Kit Adaptable

ENERGY INFORMATION at High Speed		
Airflow 6,214 Cubic Feet Per Minute	Electricity Use 69.2 Watts (Excludes Lights)	Airflow Efficiency 89 Cubic Feet Per Minute Per Watt
Compare: 49" to 60" ceiling fans have airflow efficiencies ranging from approximately 51 to 176 cubic feet per minute per watt at high speed. Money-Saving Tip: Turn off fan when leaving room.		



FLGC-501-56
OPTIONAL LIGHT KIT

*PICTURED WITH FLGC-501-56 (OPTIONAL FAN LIGHT)

MONARCH



FAN NUMBER	52-810-5WA-40
MOTOR FINISH	Walnut Patina
BLADE FINISH	Walnut
FAN LIGHT	Included
GLASS	Cream Carved Marble
DOWNROD	40
Compatible Remote Controls: WLC400	

- Motor Size 177 x 20
- 52" Blade Span
- 14" Blade Pitch
- 3-Speed Reversible Motor

- Additional Downrod Lengths Sold Separately
- Motor Accent Light 4C 10W Bulbs Included
- Light Kit 4C 40W Bulbs Included
- Hand Held Remote Control Included (RMT006)



**Lamp Included
Incandescent**



**Hand Held Remote
Included
RMT006**

ENERGY INFORMATION at High Speed

Airflow	Electricity Use	Airflow Efficiency
5,482 Cubic Feet Per Minute	73.7 Watts (Excludes Lights)	74 Cubic Feet Per Minute Per Watt

Compare: 49" to 60" ceiling fans have airflow efficiencies ranging from approximately 51 to 176 cubic feet per minute per watt at high speed.

Money-Saving Tip: Turn off fan when leaving room.





SAVOY FANS

CONTENTS

MAIN STREET

86	Mystique
88	Banff
90	Peachtree
92	Sierra Madres
94	Barbour Island
96	Charleston
98	Logan
99	San Pablo
100	Wind Star
104	Salon Wind Star
106	Pine Harbor
110	First Value
112	Builder Specialty





FAN NUMBER	52-831-5RV-109	52-831-5RV-35
MOTOR FINISH	Polished Nickel	Byzantine Bronze
BLADE FINISH	Chestnut / Teak	Teak / Walnut
FAN LIGHT	Included	Included
GLASS	White Frosted	Cream Frosted
DOWNROD	109	35

COMPATIBLE REMOTE CONTROLS: WLC300, WLC500, WLC600, RMT001

- Motor Size 153 x 17
- 52" Blade Span
- 12" Blade Pitch
- 3-Speed Pull-Chain Reversible Motor
- Additional Downrod Lengths Sold Separately
- Reversible Color Fan Blades Included
- Integrated Light Kit Included
- 3-60 Watt Candle Bulbs Included
- Cover for Non-Light Use Included
- Dual Mounting System Included (Downrod & Hugger)



ENERGY INFORMATION at High Speed		
Airflow 4,438 Cubic Feet Per Minute	Electricity Use 55 Watts (Excludes Lights)	Airflow Efficiency 80.69 Cubic Feet Per Minute Per Watt
Compare: 49" to 60" ceiling fans have airflow efficiencies ranging from approximately 51 to 176 cubic feet per minute per watt at high speed.		

MYSTIQUE






FAN NUMBER	52-854-5RV-234
MOTOR FINISH	Parisian Bronze
BLADE FINISH	Walnut / Beechwood
FAN LIGHT	Included
GLASS	Cream Textured
DOWNROD	234

COMPATIBLE REMOTE CONTROLS: WLC300, WLC500, WLC600, RMT001

- Motor Size 172 x 20
- 52" Blade Span
- 12° Blade Pitch
- 3-Speed Pull-Chain Reversible Motor
- Additional Downrod Lengths Sold Separately
- Integrated Light Kit Included
- Light Kit 3C 60W (40W Bulbs Included)
- Reversible Color Fan Blades Included
- Dual Mounting System Included (Downrod & Hugger)



ENERGY INFORMATION at High Speed		
Airflow 5,709 Cubic Feet Per Minute	Electricity Use 69.5 Watts (Excludes Lights)	Airflow Efficiency 82.15 Cubic Feet Per Minute Per Watt
Compare: 49" to 60" ceiling fans have airflow efficiencies ranging from approximately 51 to 17% cubic feet per minute per watt at high speed.		







FAN NUMBER	52P-614-5WA-13	52P-614-5WA-187
MOTOR FINISH	English Bronze	Brushed Pewter
BLADE FINISH	Walnut	Walnut
FAN LIGHT	Included	Included
GLASS	Cream Marble	White Marble
DOWNROD	13	187

COMPATIBLE REMOTE CONTROLS: WLC300, WLC500, WLC600, RMT001


- Motor Size 188 x 20
- 52" Blade Span
- 14" Blade Pitch
- 3-Speed Pull-Chain Reversible Motor
- Additional Downrod Lengths Sold Separately
- Decorative Cover For Non-Light Use Included
- Blades & Integrated Light Kit Included
- Light Kit 3C 60W (40W Bulbs Included)
- Dual Mounting System Included (Downrod & Hugger)



ENERGY INFORMATION at High Speed		
Airflow 4,913 Cubic Feet Per Minute	Electricity Use 60.21 Watts (Excludes Lights)	Airflow Efficiency 81.59 Cubic Feet Per Minute Per Watt
Compare: 49" to 60" ceiling fans have airflow efficiencies ranging from approximately 51 to 176 cubic feet per minute per watt at high speed. Money-Saving Tip: Turn off fan when leaving room.		

PEACHTREE





FAN NUMBER	52-CDC-5RV-13	52-CDC-5RV-SN
MOTOR FINISH	English Bronze	Satin Nickel
BLADE FINISH	Walnut / Teak	White / Chestnut
FAN LIGHT	Included	Included
GLASS	Cream Frosted	White Frosted
DOWNROD	13	SN

COMPATIBLE REMOTE CONTROLS: WLC300, WLC500, WLC600, RMT001

- Motor Size 153 x 15
- 52" Blade Span
- 12" Blade Pitch
- 3-Speed Pull-Chain Reversible Motor
- Additional Downrod Lengths Sold Separately
- Decorative Cover For Non-Light Use Included
- Integrated Light Kit Included
- Light Kit 2C 60W Bulbs Included
- Reversible Color Fan Blades Included
- Dual Mounting System Included (Downrod & Hugger)

Lamp Included
Incandescent





ENERGY INFORMATION at High Speed		
Airflow 5,115 Cubic Feet Per Minute	Electricity Use 67 Watts (Excludes Lights)	Airflow Efficiency 76 Cubic Feet Per Minute Per Watt
Compare: 49" to 60" ceiling fans have airflow efficiencies ranging from approximately 51 to 176 cubic feet per minute per watt at high speed. Money-Saving Tip: Turn off fan when leaving room.		



SIERRA MADRES





FAN NUMBER	52-SCB-5RV-SN	52-SCB-5RV-13
MOTOR FINISH	Satin Nickel	English Bronze
BLADE FINISH	Teak / Walnut	Teak / Walnut
FAN LIGHT	Included	Included
GLASS	White Frosted	Cream Frosted
DOWNROD	SN	13

COMPATIBLE REMOTE CONTROLS: WLC300, WLC500, WLC600, RMT001

- Motor Size 153 x 15
- 52" Blade Span
- 12" Blade Pitch
- 3-Speed Pull-Chain Reversible Motor
- Additional Downrod Lengths Sold Separately
- Decorative Cover For Non-Light Use Included
- Integrated Light Kit Included
- Light Kit 3C 60W (40W Bulbs) Included
- Reversible Color Fan Blades Included
- Dual Mounting System Included (Downrod & Hugger)

Lamp Included
Incandescent



ENERGY INFORMATION
at High Speed


Airflow 4,929 Cubic Feet Per Minute	Electricity Use 65.7 Watts (Excludes Lights)	Airflow Efficiency 75 Cubic Feet Per Minute Per Watt
--	---	---

Compare: 49" to 60" ceiling fans have airflow efficiencies ranging from approximately 51 to 176 cubic feet per minute per watt at high speed.

Money-Saving Tip: Turn off fan when leaving room.

BARBOUR ISLAND





FAN NUMBER	52-411-5RV-SN	52-411-5RV-13
MOTOR FINISH	Satin Nickel	English Bronze
BLADE FINISH	Maple / Chestnut	Teak / Walnut
FAN LIGHT	Included	Included
GLASS	White Marble	Cream Marble
DOWNROD	SN	13

COMPATIBLE REMOTE CONTROLS: WLC300, WLC500, WLC600, RMT001

- Motor Size 153 x 15
- 52" Blade Span
- 12" Blade Pitch
- 3-Speed Pull-Chain Reversible Motor
- Additional Downrod Lengths Sold Separately
- Integrated Light Kit Included
- Light Kit 3C 60W Bulbs Included
- Reversible Color Fan Blades Included
- Dual Mounting System Included (Downrod & Hugger)

Lamp Included
Incandescent



ENERGY INFORMATION at High Speed		
Airflow 4,585 Cubic Feet Per Minute	Electricity Use 63 Watts (Excludes Lights)	Airflow Efficiency 72.8 Cubic Feet Per Minute Per Watt
Compare: 49" to 60" ceiling fans have airflow efficiencies ranging from approximately 51 to 176 cubic feet per minute per watt at high speed. Money-Saving Tip: Turn off fan when leaving room.		



CHARLESTON



LOGAN



FAN NUMBER	52-851-5RV-13
MOTOR FINISH	English Bronze
BLADE FINISH	Beechwood/ Walnut
FAN LIGHT	Included
GLASS	Cream Marble
DOWNROD	13
Compatible Remote Controls: WLC300, WLC500, WLC600, RMT001	


- Motor Size 172 x 17
- 52" Blade Span
- 12° Blade Pitch
- 3-Speed Pull-Chain Reversible Motor

- Additional Downrod Lengths Sold Separately
- Integrated Light Kit Included
- Light Kit 3C 60W (40W Bulbs) Included
- Reversible Color Fan Blades Included
- Dual Mounting System Included (Downrod & Hugger)

ENERGY INFORMATION at High Speed		
Airflow 5,230 Cubic Feet Per Minute	Electricity Use 60 Watts (Excludes Lights)	Airflow Efficiency 87.2 Cubic Feet Per Minute Per Watt
Compare: 49" to 60" ceiling fans have airflow efficiencies ranging from approximately 5.1 to 176 cubic feet per minute per watt at high speed.		
Money-Saving Tip: Turn off fan when leaving room.		



SAN PABLO



FAN NUMBER	52-860-5RV-13
MOTOR FINISH	English Bronze
BLADE FINISH	Walnut/Beechwood
FAN LIGHT	Optional
DOWNROD	13
Compatible Remote Controls: WLC300, WLC500, WLC600, RMT001	
Compatible Light Kits: FLC418-13, FLG-247-13, FLGC-1110-13, FLG-650-13	

- Motor Size 177 x 17
- 52" Blade Span
- 12° Blade Pitch
- 3-Speed Reversible Motor

- Additional Downrod Lengths Sold Separately
- Light Kit Sold Separately
- Reversible Color Fan Blades Included
- Dual Mounting System Included (Downrod & Hugger)



ENERGY INFORMATION at High Speed		
Airflow 5,230 Cubic Feet Per Minute	Electricity Use 60 Watts (Excludes Light)	Airflow Efficiency 87.1 Cubic Feet Per Minute Per Watt
Compare: 49" to 60" ceiling fans have airflow efficiencies ranging from approximately 51 to 176 cubic feet per minute per watt at high speed.		
Money-Saving Tip: Turn off fan when leaving room.		



FAN NUMBER	52-830-5RV-187	52-830-5RV-129
MOTOR FINISH	Brushed Pewter	Espresso
BLADE FINISH	Chestnut	Walnut
FAN LIGHT	Optional	Optional
DOWNROD	187	129

COMPATIBLE LIGHT KITS: FLG-1200 Series

COMPATIBLE REMOTE CONTROLS: WLC300, WLC500, WLC600, RMT001

- Motor Size 172 x 14
- 52" Blade Span
- 14" Blade Pitch
- 3-Speed Pull-Chain Reversible Motor
- Additional Downrod Lengths Sold Separately
- Light Kit Sold Separately
- Blades Included
- Dual Mounting System Included (Downrod & Hugger)

ENERGY INFORMATION at High Speed

Airflow 4,971 Cubic Feet Per Minute	Electricity Use 65.3 Watts (Excludes Lights)	Airflow Efficiency 76.1 Cubic Feet Per Minute Per Watt
--	---	---

Compare: 49" to 60" ceiling fans have airflow efficiencies ranging from approximately 51 to 176 cubic feet per minute per watt at high speed.



FLG-1200-187
OPTIONAL FAN LIGHT



FLG-1200-129
OPTIONAL FAN LIGHT

WIND STAR



*PICTURED WITH FLG-1200-129 (OPTIONAL FAN LIGHT)

FAN LIGHT CHOICES Pg 133-137.



FAN NUMBER	42-830-5RV-129	42-830-5RV-187
MOTOR FINISH	Espresso	Brushed Pewter
BLADE FINISH	Walnut	Chestnut
FAN LIGHT	Optional	Optional
DOWNROD	129	187

COMPATIBLE LIGHT KITS: FLG-1200 Series

COMPATIBLE REMOTE CONTROLS: WLC300, WLC500, WLC600, RMT001

- Motor Size 153 x 12
- 42" Blade Span
- 14" Blade Pitch
- 3-Speed Pull-Chain Reversible Motor
- Additional Downrod Lengths Sold Separately
- Light Kit Sold Separately
- Blades Included
- Dual Mounting System Included (Downrod & Hugger)

ENERGY INFORMATION at High Speed		
Airflow 3,841 Cubic Feet Per Minute	Electricity Use 65.3 Watts (Excludes Lights)	Airflow Efficiency 76.13 Cubic Feet Per Minute Per Watt


Compare: 49" to 60" ceiling fans have airflow efficiencies ranging from approximately 51 to 176 cubic feet per minute per watt at high speed.



FLG-1200-129
OPTIONAL FAN LIGHT



FLG-1200-187
OPTIONAL FAN LIGHT



WIND STAR



FAN LIGHT CHOICES Pg 133-137.



FAN NUMBER	68-227-5HK-187	68-227-5WA-129
MOTOR FINISH	Brushed Pewter	Espresso
BLADE FINISH	Hickory	Walnut
FAN LIGHT	Optional	Optional
DOWNROD	187	129

COMPATIBLE LIGHT KITS: FLG-1400 Series

COMPATIBLE REMOTE CONTROLS: WLC300, WLC500, WLC600, RMT001

- Motor Size 212 x 25
- 68" Blade Span
- 14" Blade Pitch
- 3-Speed Pull-Chain Reversible Motor

- Additional Downrod Lengths Sold Separately
- Light Kit Sold Separately
- Blades Included


ENERGY INFORMATION at High Speed		
Airflow 9,322 Cubic Feet Per Minute	Electricity Use 106.2 Watts (Excludes Lights)	Airflow Efficiency 88 Cubic Feet Per Minute Per Watt
Compare: 49" to 60" ceiling fans have airflow efficiencies ranging from approximately 51 to 176 cubic feet per minute per watt at high speed.		



FLG-1400-187
OPTIONAL FAN LIGHT



FLG-1400-129
OPTIONAL FAN LIGHT

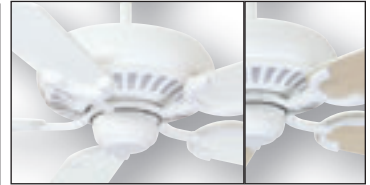



SALON WIND STAR



*PICTURED WITH FLG-1400-129 (OPTIONAL FAN LIGHT)

FAN LIGHT CHOICES Pg 133-137.



FAN NUMBER	52-SGC-5RV-13	52-SGC-5RV-SN	52-SGC-5RV-80
MOTOR FINISH	English Bronze	Satin Nickel	Matte White
BLADE FINISH	Walnut/Teak	Maple/Chestnut	White/Weathered Patina
FAN LIGHT	Optional	Optional	Optional
DOWNROD	13	SN	80

Compatible Remote Controls: WLC300, WLC500, WLC600, RMT001

Compatible Light Kits: Indigo Series, FLC418 Series, Concord Series, FLGC-1100 Series, FLG-750


- Motor Size 153 x 15
- 52" Blade Span
- 12" Blade Pitch
- 3-Speed Pull-Chain Reversible Motor
- Additional Downrod Lengths Sold Separately
- Light Kit Sold Separately
- Reversible Color Fan Blades Included
- Dual Mounting System Included (Downrod & Hugger)

ENERGY INFORMATION at High Speed		
Airflow 5,237 Cubic Feet Per Minute	Electricity Use 66.6 Watts (Excludes Lights)	Airflow Efficiency 79 Cubic Feet Per Minute Per Watt
Compare: 49" to 60" ceiling fans have airflow efficiencies ranging from approximately 51 to 176 cubic feet per minute per watt at high speed.		

PINE HARBOR



FAN LIGHT CHOICES Pg 133-137.



FAN NUMBER	42-SGC-5RV-13	42-SGC-5RV-SN	42-SGC-5RV-80
MOTOR FINISH	English Bronze	Satin Nickel	Matte White
BLADE FINISH	Walnut/Teak	Maple/Chestnut	White/Weathered Patina
FAN LIGHT	Optional	Optional	Optional
DOWNROD	13	SN	80

Compatible Remote Controls: WLC300, WLC500, WLC600, RMT001

Compatible Light Kits: Indigo Series, FLC418 Series, Concord Series, FLGC-1100 Series, FLG-750

- Motor Size 153 x 15
- 42" Blade Span
- 14° Blade Pitch
- 3-Speed Pull-Chain Reversible Motor
- Additional Downrod Lengths Sold Separately
- Light Kit Sold Separately
- Reversible Color Fan Blades Included
- Dual Mounting System Included (Downrod & Hugger)



ENERGY INFORMATION at High Speed		
Airflow 4,085 Cubic Feet Per Minute	Electricity Use 59.6 Watts (Excludes Lights)	Airflow Efficiency 68.55 Cubic Feet Per Minute Per Watt
Compare: 49" to 60" ceiling fans have airflow efficiencies ranging from approximately 51 to 176 cubic feet per minute per watt at high speed.		

PINE HARBOR



FAN LIGHT CHOICES Pg 133-137.

FIRST VALUE



FAN NUMBER	52-EUP-5RV-13WG	52-EUP-5RV-13	52-EUP-5RV-SN	52-EUP-5RV-WH
MOTOR FINISH	English Bronze	English Bronze	Satin Nickel	White
BLADE FINISH	Walnut / Teak	Walnut / Teak	Rosewood / Maple	White / Weathered Patina
FAN LIGHT	Included	Included	Included	Included
GLASS	Satin White Frosted	Cream Frosted	Satin White Frosted	Satin White Frosted
DOWNROD	13	13	SN	WH

Compatible Remote Controls: WLC500, RMT010

- Motor Size 153 x 12
- 52" Blade Span
- 12" Blade Pitch
- 3-Speed Pull-Chain Reversible Motor
- Additional Downrod Lengths Sold Separately
- Decorative Cover For Non-Light Use Included
- Integrated Light Kit Included
- Medium Base Socket 3-13W CFL Bulbs Included
- Reversible Color Fan Blades Included
- Dual Mounting System Included (Downrod & Hugger)

ENERGY INFORMATION at High Speed

Airflow	Electricity Use	Airflow Efficiency
4,331 Cubic Feet Per Minute	58.8 Watts (Excludes Lights)	73.66 Cubic Feet Per Minute Per Watt




Compare: 49" to 60" ceiling fans have airflow efficiencies ranging from approximately 51 to 176 cubic feet per minute per watt at high speed.

Money-Saving Tip: Turn off fan when leaving room.



**Lamp Included
Fluorescent**

FIRST VALUE



FAN NUMBER	52-ECM-5RV-13WC	52-ECM-5RV-13	52-ECM-5RV-SN	52-ECM-5RV-WH
MOTOR FINISH	English Bronze	English Bronze	Satin Nickel	White
BLADE FINISH	Walnut / Teak	Walnut / Teak	Rosewood / Maple	White / Weathered Patina
FAN LIGHT	Included	Included	Included	Included
GLASS	White Opal	Cream Marble	White Marble	White Marble
DOWNROD	13	13	SN	WH

Compatible Remote Controls: WLC500, RMT010

- Motor Size 153 x 15
- 52" Blade Span
- 12° Blade Pitch
- 3-Speed Pull-Chain Reversible Motor
- Additional Downrod Lengths Sold Separately

- Decorative Cover For Non-Light Use Included
- Integrated Light Kit Included
- Medium Base Socket 2-13W CFL Bulbs Included
- Reversible Color Fan Blades Included
- Dual Mounting System Included (Downrod & Hugger)

Lamp Included
Fluorescent



ENERGY INFORMATION at High Speed		
Airflow 5,208 Cubic Feet Per Minute	Electricity Use 60 Watts (Excludes Lights)	Airflow Efficiency 86.81 Cubic Feet Per Minute Per Watt
Compare: 49" to 60" ceiling fans have airflow efficiencies ranging from approximately 51 to 176 cubic feet per minute per watt at high speed. Money-Saving Tip: Turn off fan when leaving room.		



FAN NUMBER	52-FAN-5WA-13	52-FAN-5CN-SN	52-FAN-5W-SN	52-FAN-5W-WH
MOTOR FINISH	English Bronze	Satin Nickel	White	White
BLADE FINISH	Walnut	Chestnut	Satin Nickel	White
FAN LIGHT	Optional	Optional	Optional	Optional
DOWNROD	13	SN	SN	WH

Compatible Remote Controls: WLC300, WLC500, WLC600, RMT001

Compatible Light Kits: Indigo Series, FLC418 Series, Concord Series, FLGC-1100 Series, FLG-750

- Motor Size 153 x 15
- 52" Blade Span
- 12" Blade Pitch
- 3-Speed Pull-Chain Reversible Motor
- Additional Downrod Lengths Sold Separately
- Light Kit Sold Separately
- Blades Included
- Dual Mounting System Included (Downrod & Hugger)



ENERGY INFORMATION at High Speed		
Airflow 5,274 Cubic Feet Per Minute	Electricity Use 69 Watts (Excludes Light)	Airflow Efficiency 76.4 Cubic Feet Per Minute Per Watt
Compare: 49" to 60" ceiling fans have airflow efficiencies ranging from approximately 51 to 176 cubic feet per minute per watt at high speed.		

BUILDER SPECIALTY



FAN LIGHT CHOICES Pg 133-137.






SAVOY FANS

CONTENTS

OUTDOOR LIVING

116	Hyannis
118	Danville
120	Capri
121	Portico
122	Lancer
124	Lancer II
125	Chatsworth
126	Monticello
128	Nomad
130	Skyy





FAN NUMBER	52-624-5CN-13
MOTOR FINISH	English Bronze
BLADE FINISH	Chestnut
FAN LIGHT	Included
GLASS	Indian Cream Scavo
DOWNROD	13

COMPATIBLE REMOTE CONTROLS: WLC500

- Motor Size 153 x 22
- 52" Blade Span
- 12" Blade Pitch
- 3-Speed Reversible Motor
- Additional Downrod Lengths Sold Separately
- All Weather Blades & Integrated Light Kit Included
- Medium Base Socket 13W CFL Bulb Included
- Not Hugger Kit Adaptable
- Handheld Remote Control Included (RMT010)
- Fans & Blades are **UL Damp Location**

Lamp Included
Fluorescent



Handheld Remote Control
Included
RMT010



**DAMP
Location**

ENERGY INFORMATION at High Speed

Airflow	Electricity Use	Airflow Efficiency
5,906 Cubic Feet Per Minute	70.8 Watts (Excludes Lights)	83 Cubic Feet Per Minute Per Watt

Compare: 49" to 60" ceiling fans have airflow efficiencies ranging from approximately 51 to 176 cubic feet per minute per watt at high speed.







FLG-110-04
OPTIONAL LIGHT KIT

FAN NUMBER	52-110-5BA-04
MOTOR FINISH	Dark Bamboo
BLADE FINISH	Dark Bamboo
OPTIONAL FAN LIGHT	FLG-110-04
GLASS	Cream Scavo
DOWNROD	04

COMPATIBLE REMOTE CONTROLS: WLC500, WLC600, RMT007

- Motor Size 172 x 17
- 52" Blade Span
- 14" Blade Pitch
- 3-Speed Pull-Chain Reversible Motor

- Light Kits & Downrods Sold Separately
- All Weather Blades Included
- Fan, Light Kit & Blades are **UL Wet Location**
- Not Hugger Kit Adaptable



ENERGY INFORMATION at High Speed		
Airflow 5,304 Cubic Feet Per Minute	Electricity Use 68 Watts (Excludes Lights)	Airflow Efficiency 78 Cubic Feet Per Minute Per Watt
Compare: 49" to 60" ceiling fans have airflow efficiencies ranging from approximately 51 to 176 cubic feet per minute per watt at high speed. Money-Saving Tip: Turn off fan when leaving room.		

DANVILLE



CAPRI



FAN NUMBER	52-004-5CN-13
MOTOR FINISH	English Bronze
BLADE FINISH	Chestnut
DOWNROD	13
Compatible Remote Controls: WLC500, WLC600, RMT0007	

- Motor Size 172 x 17
- 52" Blade Span
- 14° Blade Pitch
- 3-Speed Pull-Chain Reversible Motor


- All Weather Blades Included
- Light Kit Sold Separately
- Fan & Blades are **UL Wet Location**

ENERGY INFORMATION at High Speed		
Airflow 4,666.9 Cubic Feet Per Minute	Electricity Use 55 Watts (Excludes Lights)	Airflow Efficiency 85 Cubic Feet Per Minute Per Watt
<small>Compare: 49" to 60" ceiling fans have airflow efficiencies ranging from approximately 51 to 176 cubic feet per minute per watt at high speed. Money-Saving Tip: Turn off fan when leaving room.</small>		



DAMP FAN LIGHT CHOICES Pg 133-137.

PORTICO



FAN NUMBER	52-083-5RO-13
MOTOR FINISH	English Bronze
BLADE FINISH	Rosewood
DOWNROD	13
Compatible Remote Controls: WLC500, WLC600, RMT007	

- Motor Size 172 x 17
- 52" Blade Span
- 14" Blade Pitch
- 3-Speed Pull-Chain Reversible Motor

- All Weather Blades Included
- Light Kit Sold Separately
- Dual Mounting System Included (Downrod & Hugger)
- Fan & Blades are **UL Wet Location**

DAMP FAN LIGHT CHOICES Pg 133-137.



ENERGY INFORMATION at High Speed		
Airflow 4,860 Cubic Feet Per Minute	Electricity Use 67.6 Watts (Excludes Lights)	Airflow Efficiency 71 Cubic Feet Per Minute Per Watt
Compare: 49" to 60" ceiling fans have airflow efficiencies ranging from approximately 51 to 176 cubic feet per minute per watt at high speed. Money-Saving Tip: Turn off fan when leaving room.		



FAN NUMBER	52-SCO-5WA-13	52-SCO-5W-WH	52-SCO-5CN-FB
MOTOR FINISH	English Bronze	White	Flat Black
BLADE FINISH	Walnut	White	Chestnut
DOWNROD	13	WH	FB

COMPATIBLE REMOTE CONTROLS: WLC500, WLC600, RMT007

COMPATIBLE DAMP RATED LIGHT KITS: FLC524, FLG750, FLGC-1100, KP-FLGC-PF

- Motor Size 153 x 15
- 52" Blade Span
- 12° Blade Pitch
- 3-Speed Pull-Chain Reversible Motor
- Additional Downrod Lengths Sold Separately

- Light Kit Sold Separately
- All Weather Blades Included
- Dual Mounting System Included (Downrod & Hugger)
- Fans & Blades are **UL Wet Location**



ENERGY INFORMATION at High Speed		
Airflow 5,701 Cubic Feet Per Minute	Electricity Use 67.2 Watts (Excludes Lights)	Airflow Efficiency 85 Cubic Feet Per Minute Per Watt
Compare: 49" to 60" ceiling fans have airflow efficiencies ranging from approximately 51 to 176 cubic feet per minute per watt at high speed.		

LANCER



DAMP FAN LIGHT CHOICES Pg 133-137.

LANCER II



WET
Location



FAN NUMBER	43-925-5WA-13
MOTOR FINISH	English Bronze
BLADE FINISH	Walnut
DOWNROD	13
Compatible Remote Controls: WLC500, WLC600, RMT007	
Compatible Damp Rated Light Kits: FLC524, FLG-750, FLCG-1110-13	

- Motor Size 153 x 13
- 43" Blade Span
- 12° Blade Pitch
- 3-Speed Pull-Chain Reversible Motor
- Additional Downrod Lengths Sold Separately

- Light Kit Sold Separately
- All Weather Blades Included
- Fan & Blades are **UL Wet Location**
- Dual Mounting System Included (Downrod & Hugger)

ENERGY INFORMATION at High Speed

Airflow	Electricity Use	Airflow Efficiency
4,375 Cubic Feet Per Minute	57.1 Watts (Excludes Lights)	77 Cubic Feet Per Minute Per Watt

Compare: 49" to 60" ceiling fans have airflow efficiencies ranging from approximately 51 to 176 cubic feet per minute per watt at high speed.

Money-Saving Tip: Turn off fan when leaving room.



DAMP FAN LIGHT CHOICES Pg 133-137.

CHATSWORTH



FAN NUMBER	52-515-50-40
MOTOR FINISH	Walnut Patina
BLADE FINISH	Oak
FAN LIGHT	Included
GLASS	Clear Beveled
DOWNROD	13

- Motor Size 172 x 20
- 52" Blade Span
- 14" Blade Pitch
- 3-Speed Reversible Motor
- Downrods Sold Separately
- All Weather Blades Included

- Light Kit 3C 40W Bulbs Included
- Coordinating Exterior Lanterns Available
- Fan, Blades & Light Kit are **UL Wet Location**
- Not Hugger Kit Adaptable
- Hand Held Remote Control Included (RMT007)

Lamp Included
Incandescent 

Handheld Remote Control
Included
RMT007



ENERGY INFORMATION at High Speed		
Airflow 4,814 Cubic Feet Per Minute	Electricity Use 58 Watts (Excludes Lights)	Airflow Efficiency 83 Cubic Feet Per Minute Per Watt

Compare: 49" to 60" ceiling fans have airflow efficiencies ranging from approximately 51 to 176 cubic feet per minute per watt at high speed.
Money-Saving Tip: Turn off fan when leaving room.



FAN NUMBER	52-525-5O-40	52-525-5M-24
MOTOR FINISH	Walnut Patina	Horseshoe Black
BLADE FINISH	Oak	Mahogany
FAN LIGHT	Included	Included
GLASS	Clear Water	Clear Water
DOWNROD	40	FB

- Motor Size 188 x 20
- 52" Span
- 14" Blade Pitch
- 3-Speed Pull-Chain Reversible Motor
- Additional Downrod Lengths Sold Separately
- All Weather Blades Included
- Light Kit Included
- Light Kit 3C 40W Bulbs Included
- Not Hugger Kit Adaptable
- Hand Held Remote Control Included (RMT007)



Hand Held Remote
Included
RMT007



ENERGY INFORMATION at High Speed		
Airflow 4,721 Cubic Feet Per Minute	Electricity Use 60 Watts (Excludes Lights)	Airflow Efficiency 78 Cubic Feet Per Minute Per Watt
Compare: 49" to 60" ceiling fans have airflow efficiencies ranging from approximately 51 to 176 cubic feet per minute per watt at high speed.		

MONTICELLO





FAN NUMBER	52-EOF-5WA-13	52-EOF-5W-WH	52-EOF-5MB-FB
MOTOR FINISH	English Bronze	White	Flat Black
BLADE FINISH	Walnut	White	Matte Black
FAN LIGHTGLASS	Optional	Optional	Optional
DOWNROD	13	WH	FB

COMPATIBLE REMOTE CONTROLS: WLC500, WLC600, RMT007


COMPATIBLE DAMP RATED LIGHT KITS: FL-524, FLG-750, FLGC-1100, KP-FLGC-PF

- Motor Size 172 x 14
- 52" Blade Span
- 12° Blade Pitch
- 3-Speed Pull-Chain Reversible Motor
- Additional Downrod Lengths Sold Separately
- All Weather Blades Included
- Light Kit & Downrods Sold Separately
- Dual Mounting System Included (Downrod & Hugger)
- Fans & Blades are **UL Wet Location**



ENERGY INFORMATION at High Speed		
Airflow 5,110 Cubic Feet Per Minute	Electricity Use 67 Watts (Excludes Lights)	Airflow Efficiency 76 Cubic Feet Per Minute Per Watt
Compare: 49" to 60" ceiling fans have airflow efficiencies ranging from approximately 51 to 176 cubic feet per minute per watt at high speed.		






FAN NUMBER	12-WF-SN	12-WF-13
MOTOR FINISH	Satin Nickel	English Bronze
BLADE FINISH	Solid Wood / Silver	Solid Beechwood

- DT 40 Motor
- 40° Adjustable Head Pitch (20° Up/20° Down)
- 120° Oscillation (60° Right/60° Left)
- 12" Solid Steel Protective Cage

- Hardwired Power
- 6' Cord Included
- Wall Mount System Included
- Fans & Blades are **UL Damp Location**



ENERGY INFORMATION at High Speed		
Airflow 964 Cubic Feet Per Minute	Electricity Use 31.5 Watts (Excludes Lights)	Airflow Efficiency 306 Cubic Feet Per Minute Per Watt
Compare: 49" to 60" ceiling fans have airflow efficiencies ranging from approximately 51 to 176 cubic feet per minute per watt at high speed.		





FAN ESSENTIALS

CONTENTS

133..... FAN LIGHT OPTIONS



138..... GLASS OPTIONS



139..... CONTROLS



142..... HANGING SYSTEMS



FAN LIGHT OPTIONS



A.



B.



C.

A.
FLGC-850-7
Light Kit
Ebony Finish
3C 60W
Cream Carved
Marble Glass

B.
FLGC-850-56
Light Kit
New Tortoise Shell Finish
3C 60W
Cream Carved
Marble Glass

C.
FLGC-850-TW
Light Kit
Textured White Finish
3C 60W
White Carved
Marble Glass



D.



E.



F.



D.
KP-FLGC-PF-13
English Bronze Finish
1E 60W**
White Opal Glass

E.
KP-FLGC-PF-WH
White Finish
1E 60W**
White Opal Glass

F.
KP-FLGC-PF-FB
Flat Black Finish
1E 60W**
White Opal Glass

Indoor/Outdoor Light Kit **UL Damp Location**
**Medium Base Socket - 13W CFL Bulbs Included

FAN LIGHT OPTIONS



A.

A.
FLGC-1110-13
English Bronze Finish
8-1/4"W x 7"H
1E 60W**
White Opal Glass

B.
FLGC-1102-WH
White Finish
8-1/4"W x 7"H
1E 60W**
White Opal Glass

C.
FLGC-1108-FB
Flat Black Finish
8-1/4"W x 7"H
1E 60W**
White Opal Glass



Indoor/Outdoor Light Kit **UL Damp Location**
**Medium Base Socket - 13W CFL Bulbs Included



B.



C.



D.

D.
FL524-FB
Flat Black Finish
8-1/4"W x 7"H
2E 60W**
Satin White Glass

E.
FL524-WH
White Finish
8-1/4"W x 7"H
2E 60W**
Satin White Glass

F.
FL524-13
English Bronze Finish
8-1/4"W x 7"H
2E 60W**
Satin White Glass



Indoor/Outdoor Light Kit **UL Damp Location**
**Medium Base Socket - 13W CFL Bulbs Included



E.



F.

FAN LIGHT OPTIONS



A.
FLC418-13
Light Kit

English Bronze Finish
4C 40W

B.
FLC418-SN
Light Kit

Satin Nickel Finish
4C 40W

C.
FLC419-WH
Light Kit

White Finish
4C 40W

*Glass Sold Separately

D.
FLG-750-13
Light Kit
English Bronze Finish
1C9 75W**
White Frosted
Halophane Glass

Indoor/Outdoor Light Kit **UL Damp Location**
**Bulbs Included



FAN LIGHT OPTIONS



A.
FLG-1400-187
Light Kit
Brushed Pewter Finish
2 50W Halogen Mini Cans
Included
White Frosted Glass

***Bulbs Included**



B.
FLG-1400-129
Light Kit
Espresso Finish
2 50W Halogen Mini Cans
Included
Cream Frosted Glass



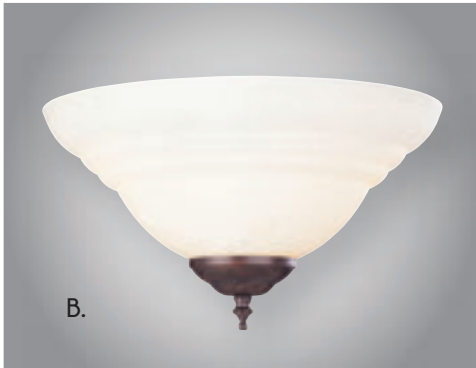
C.
FLG-1200-129
Light Kit
Espresso Finish
2 50W Halogen Mini Cans
Included
Cream Frosted Glass

***Bulbs Included**



D.
FLG-1200-187
Light Kit
Brushed Pewter Finish
2 50W Halogen Mini Cans
Included
White Frosted Glass

FAN LIGHT OPTIONS



A.
FLGC-249-SN
Light Kit
Satin Nickel Finish
2C 60W
White Marble Glass

B.
FLG-247-13
Light Kit
English Bronze Finish
2C 60W
White Etched Glass



C.
DANVILLE
FLG-110-04
Light Kit
UL Wet Location
Dark Bamboo Finish
3C 40W
Cream Scavo Glass

D.
VILLAMOURA
FLGC-501-56
Light Kit
New Tortoise Shell Finish
4C 60W
Cream Scavo Glass

E.
FLG-650-13
Light Kit
English Bronze Finish
4C 60W
Cream Marble Glass



GLASS



CL232

2-1/8" x 4-7/8"W x 4-1/2"H
White Ribbed Frost Glass



CL605

2-1/8" x 4-7/8"W x 4-7/8"H
White Marble Glass



CL764

2-1/8" x 5-3/8"W x 4-3/4"H
White Frost Glass



CL764-CM

2-1/8" x 5-3/8"W x 4-3/4"H
Cream Marble Glass



CL770

2-1/8" x 5-3/8"W x 5-1/4"H
Cream Ribbed Marble Glass



CL772

2-1/8" x 5-1/2"W x 4-5/8"H
White Marble Glass

CONTROLS



WLC300

NON-REVERSE FAN/LIGHT WALL MOUNTED CONTROL

Three Speed Fan Control
On/Off Button With Full Range Light Dimming
Includes Wall Mounted Control And Canopy Mounted Receiver
Operates In A Standard 2-wire Light Switch (no extra wiring needed)
Compatible For Use With RMT001
Face Plate Included (Ivory and White)
For Use With Most Ceiling Fans
Wall Unit Can Control Only One Fan
1 Year Limited Warranty



WLC400

FULL FUNCTION FAN/LIGHT WALL MOUNT CONTROL WITH INDEPENDENT UP/DOWN LIGHT CONTROL

Three Speed Fan Control
Separate On/Off Button With Full Range Light Dimming For Both Up And Down Light
Includes Wall Mounted Control And Canopy Mounted Receiver
Operates In A Standard 2-wire Light Switch (no extra wiring needed)
Compatible For Use With RMT006
Face Plate Included (Ivory and White)
For Use With Most Ceiling Fans (with built in motor housing lights)
Wall Unit Can Control Only One Fan
1 Year Limited Warranty



WLC500

FOUR SPEED SLIDE FAN CONTROL

Installs In Standard 2-wire Wall Switch
Face Plate Included (Ivory and White)
For Use With Most Ceiling Fans
Wall Unit Can Control Only One Fan
1 Year Limited Warranty



WLC600

FAN/LIGHT DUAL SLIDE FAN CONTROL

Four Speed Fan Control
Full Range Light Dimming
Installs In Standard 3-wire Single Box Wall Switch
Face Plate Included (Ivory and White)
For Use With Most Ceiling Fans
Wall Unit Can Control Only One Fan
1 Year Limited Warranty



WLC700

NON-REVERSE FAN/LIGHT WALL MOUNTED CONTROL WITH INDEPENDENT UP/DOWN LIGHT CONTROL

Three Speed Fan Control
Separate On/Off button with Full Range Light Dimming for Both Up & Down Light
Includes Wall Mounted Control And Canopy Mounted Receiver
Operates In A Standard 2-wire Light Switch (no extra wiring needed)
Compatible For Use With RMT005
Face Plate Included (Ivory and White)
For Use With Most Ceiling Fans
Wall Unit Can Control Only One Fan
1 Year Limited Warranty

CONTROLS CONTINUED ON NEXT PAGE

CONTROLS



RMT001

NON-REVERSE HAND HELD FAN/LIGHT CONTROL

Three Speed Fan Control
On/Off And Full Range Light Dimming
Includes Hand Held Remote And Canopy Mounted Receiver
Hand Held Remote Operates On 9-volt Battery (Included)
Fan May Be Direct Wired Or Wired To A Standard Light Switch (no extra wiring needed)
Up To A 40 Foot Operating Distance
Compatible For Use With WLC300
Includes Wall Holster
For Use With Most Ceiling Fans
Transmitter Can Control Multiple Fans
1 Year Limited Warranty



RMT005

NON-REVERSE FAN/LIGHT HAND HELD CONTROL WITH INDEPENDENT UP/DOWN LIGHT CONTROL

Three Speed Fan Control
Separate On/Off Button With Full Range Light Dimming For Both Up And Down Light
Includes Hand Held Remote and Canopy Mounted Receiver
Hand Held Remote Operates On 9-volt Battery (Included)
Fan May Be Direct Wired Or Wired To A Standard Light Switch (no extra wiring needed)
Up To A 40 Foot Operating Distance
Compatible For Use With WLC700
For Use With Most Ceiling Fans (with built in motor housing lights)
Transmitter Can Control Multiple Fans
1 Year Limited Warranty



RMT006

FULL FUNCTION FAN/LIGHT HAND HELD CONTROL WITH INDEPENDENT UP/DOWN LIGHT CONTROL

Three Speed Fan Control
Separate On/Off Button With Full Range Light Dimming For Both Up And Down Light
Includes Hand Held Remote And Canopy Mounted Receiver
Hand Held Remote Operates On 9-volt Battery (Included)
Fan May Be Direct Wired Or Wired To A Standard Light Switch (no extra wiring needed)
Up To A 40 Foot Operating Distance
Compatible For Use With WLC400
For Use With Most Ceiling Fans (with built in motor housing lights)
Transmitter Can Control Multiple Fans
1 Year Limited Warranty



RMT007

NON-REVERSE HAND HELD FAN/LIGHT CONTROL (WET LOCATION)

Three Speed Fan Control
On/Off and Full Range Light Dimming
Includes Hand Held Remote and Canopy Mounted Receiver
Wet Location Rated Receiver For Use With Outdoor Fans
Hand Held Remote Operates On 9-volt Battery (Included)
Fan May Be Direct Wired Or Wired To A Standard Light Switch (no extra wiring needed)
Up To A 40 Foot Operating Distance
For Use With Most Ceiling Fans
Transmitter Can Control Multiple Fans
1 Year Limited Warranty



RMT010

NON-REVERSE HAND HELD FAN/LIGHT CONTROL

Three Speed Fan Control
Separate On/Off button For Light (Non Dimming)
Includes Hand Hold Remote And Canopy Mounted Receiver
Hand Held Remote Operates On 9-volt Battery (Included)
Up To A 40' Operating Distance
Transmitter Can Control Multiple Fans



RMT011

NON-REVERSE HAND HELD FAN/LIGHT CONTROL FOR CIRCULAIRE

Three Speed Fan Control
Separate On/Off Button With Full Range Dimming
Includes Hand Hold Remote And Canopy Mounted Receiver
Hand Held Remote Operates On 9-volt Battery (Included)
Up To A 40' Operating Distance
Transmitter Can Control Multiple Fans




RMT012

NON-REVERSE HAND HELD FAN/LIGHT/ANION CONTROL FOR AIR IONIZING FAN D'LIER

Three Speed Fan Control
Separate On/Off button For Light (Non Dimming)
Separate button for Anion function

HANGING SYSTEMS

- Downrod Lengths
12", 18", 24", 36", 48", 60", 72"
- To order Downrods, use this sku #:
DR-LENGTH-FINISH
- Circulaire Downrods, use this sku #:
DR-LENGTHCA-FINISH
- Circulaire Downrod Lengths
12", 18", 24", 36", 48"
- Use exact finish
() Use this finish code



FINISHES		DR	HCF	SK	FINISHES		DR	HCF	SK
04	Dark Bamboo	*	(4)	(4)	187	Brushed Pewter	*	N/A	*
07	Ebony	(FB)	(FB)	(FB)	196	Reclaimed Wood	*	N/A	N/A
11	Polished Chrome	(CH)	N/A	N/A	213	English Bronze w/Gold	(13)	(13)	(13)
13	English Bronze	*	*	*	234	Parisian Bronze	*	N/A	N/A
16	Antique Copper	*	*	*	242	Aged Steel	*	N/A	N/A
21	Burnished Russet	*	N/A	N/A	250	Mercury Black	*	N/A	N/A
24	Horseshoe Black	(FB)	(FB)	(FB)	323	Old Bronze	(OWB)	N/A	N/A
35	Byzantine Bronze	*	N/A	N/A	AG	Autumn Gold	*	N/A	N/A
37	Walnut	234	N/A	N/A	CM	Cream	*	*	*
40	Walnut Patina	*	*	*	CH	Chrome	*	N/A	N/A
56	New Tortoise Shell	*	*	*	FB	Flat Black	*	*	*
80	Matte White	*	*	N/A	SN	Satin Nickel	*	N/A	*
109	Polished Nickel	*	N/A	*	TW	Textured White	(80)	(TW)	(80)
129	Espresso	*	N/A	*	WH	White / WT	*	*	*

HANGING SYSTEMS CONTINUED ON NEXT PAGE

HANGING SYSTEMS



The Hugger kit was developed to place fans closer to the ceiling where more room is needed because of low ceiling applications.

Specify finish to match your needs.

52-HCF (Add finish code)



The Slope Ceiling adapter kit was developed to meet the needs in the industry for higher, more steeply angled vaulted ceilings (up to 45° angle).

Specify finish to match your needs.

52-SK (Add finish code)

FAN FINISH GUIDE

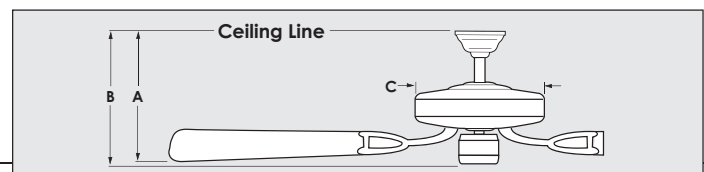
04	DARK BAMBOO
07	EBONY
11	POLISHED CHROME
13	ENGLISH BRONZE
16	ANTIQUE COPPER
21	BURNISHED RUSSET
24	HORSHOE BLACK
35	BYZANTINE BRONZE
37	WALNUT
40	WALNUT PATINA
56	NEW TORTOISE SHELL
80	MATTE WHITE
109	POLISHED NICKEL
129	ESPRESSO
187	BRUSHED PEWTER
196	RECLAIMED WOOD
213	ENGLISH BRONZE W/ GOLD
234	PARISIAN BRONZE
242	AGED STEEL
250	MERCURY BLACK
323	OLD BRONZE
AG	AUTUMN GOLD
FB	FLAT BLACK
CH	CHROME
SN	SATIN NICKEL
TW	TEXTURED WHITE
WH	WHITE

SPECIFICATIONS

Fan Series	Motor Size	MOTOR PERFORMANCE											
		Low				Medium				High			
		RPM	Watt	Amp	CFM**	RPM	Watt	Amp	CFM**	RPM	Watt	Amp	CFM**
Alsace	153x22mm	74	14.2	0.257	2166	116	32.7	0.393	3469	174	69.8	0.574	5877
Alsace Fan d'tier	120x20 mm	286	15.9	0.204	1119	389	26.2	0.259	1732	473	37	0.305	2374
Ariel 55"	153x22mm	73	14.5	0.268	2054	120	33.5	0.41	4140	180	71.8	0.598	7499
Ariel 58"	153x22mm	51	14	0.263	2357	89	32.8	0.404	4121	133	71.1	0.592	6565
Ariel 68"	153x22mm	58	14.5	0.268	2751	97	33.6	0.41	5420	148	71.6	0.596	8281
Barff	172*20	54	11	0.24	1989	115	37	0.45	3893	171	69.5	0.62	5709
Barbour Island	153*15	60	9	0.216	1553	109	27.5	0.379	3227	174	65.7	0.587	4929
Bay St. Louis	90AL	500	8.2	0.195	848	991	23.9	0.297	1876	1081	46.7	0.407	2195
Big Canoe	172*17	50	14	0.26	2228	108	36	0.42	4045	160	70	0.61	5511
Borea	104x114mm	930	22.7	0.228	1291	1070	25.3	0.241	1461	1274	28.5	0.255	1580
Brisa	104x114mm	840	27.7	0.312	1583	1020	32.4	0.338	2137	1186	38.5	0.364	2394
Bristol	188*20	65	13.4	0.25	1815	107	33.3	0.401	3412	165	70.4	0.585	5339
Britton	172*17	59	12	0.31	1808	110	37	0.5	3965	167	73	0.6	5768
Builder Specialty	153*18	82	7.2	0.22	1258	129	28.1	0.34	3155	195	69	0.49	5274.85
Capri	172*17	67	12	0.21	1512	120	32	0.34	2784	161	55	0.45	4666.89
Charleston	153*15	65	12	0.22	1557	116	33	0.35	3117	165	63	0.5	4585
Chatsworth	172*20	88	19	0.35	2250	113	39	0.46	4072	162	58	0.47	4818
Circulaire	74*16	1100	70.8	0.588	2374	1350	77.4	0.642	3186	1520	85.2	0.73	3396
Coromell	104x114mm	840	27.7	0.312	1583	1020	32.4	0.338	2137	1186	38.5	0.364	2394
Danville	172*17	70	16	0.36	2448	111	35	0.49	3689	160	68	0.57	5304
Etesion	104x114mm	840	27.7	0.312	1583	1020	32.4	0.338	2137	1186	38.5	0.364	2394
Fire Island	90AL	500	8.2	0.195	848	991	23.9	0.297	1876	1081	46.7	0.407	2195
First Value Bowl Light	153*15	60	7.1	0.181	1316	122	27.9	0.358	3017	180	60	0.526	5208.89
First Value Down Light	153*12	58	10	0.2	1807	105	29	0.35	3210	163	58.8	0.49	4331.14
Hyannis	153*22	88	14.6	0.261	2089	136	32.8	0.393	3751	202	70.8	0.561	5906
Indigo	172*20	71	14.1	0.268	1898	114	34.1	0.423	3594	176	74	0.619	5200
Indra 55"	153x22mm	69	14.5	0.267	2367	129	33.5	0.41	4613	194	71.8	0.597	8517
Indra 58"	153x22mm	48	14	0.263	2340	88	32.8	0.404	4061	137	71.2	0.592	6760
Lancer II	153*13	100	11.2	0.211	1620	164	28.1	0.337	3059	230	57.1	0.472	4375
Lancer	153*15	70	9.8	0.22	2135	126	28.1	0.38	3801	191	67.2	0.58	5701
Levantara	104x114mm	840	27.7	0.312	1583	1020	32.4	0.338	2137	1186	38.5	0.364	2394
Logan	172*17	69	11	22	1959	131	32.5	0.38	3770	177	60	0.5	5230.5
Monarch	172*20	76	14.4	0.272	1801	124	34.5	0.427	3616	188	75.5	0.61	6111
Monticello	188*20	84	19	0.36	2268	128	45	0.48	3748	168	60	0.51	4721
Muir	140x28mm	60	13.9	0.283	1970	108	38	0.474	3475	162	82.7	0.697	5891
Mystique	153*17	68	12.6	0.3	1835	134	38	0.46	3847	176	55	0.55	4438
Nomad	172*14	65	8.5	0.18	1949	133	27	0.32	3956	184	67	0.42	5110.41
Olympic	188*22	70	11	0.35	2032	116	38	0.52	3523	160	78	0.65	5578
Peachtree	188*20	66	9.9	0.22	1720	119	31.2	0.39	3444	173	60.21	0.534	4913
Pine Harbor 42"	153*15	88	10.8	0.213	1751	149	28.5	0.349	3245	209	59.6	0.493	4085
Pine Harbor 52"	153*15	63	9.9	0.22	2151	111	28.4	0.38	3738	171	66.6	0.56	5237
Polaris	172*17	84	14	0.29	2316.25	134	28.2	0.38	3430.73	180	51.9	0.44	5089.27
Polaris Hugger	172*17	78	12	0.29	1775.17	118	28.3	0.38	2588.19	166	51.8	0.43	3787.22
Portico	172*17	64	10.8	0.225	1279	114	30.1	0.379	3051	183	67.6	0.564	4860
San Pablo	172*17	69	11	0.22	1959	131	32.5	0.38	3770	177	60	0.5	5230.5
Seaside	90AL	679	8.7	0.195	1361	996	23.6	0.294	2145	1091	48	0.414	2373
Shasta	188*18	55	13.9	0.276	1889	101	39.2	0.465	3831	150	79.1	0.664	6242
Sierra Madres	153*15	59	8.9	0.216	1490	107	27.5	0.381	3056	170	67	0.592	5115
Sky	74*16	1307	23.2	0.196	830	1446	23.3	0.206	926	1596	26.1	0.228	1035
Sleep Fan- Floor	74*16	1100	35.4	0.294	1187	1350	38.7	0.321	1593	1500	42.6	0.365	1698
Sleep Fan-Table	74*16	1307	23.2	0.196	830	1446	23.3	0.206	926	1596	26.1	0.228	1035
St. Simons	172*17	55	13	0.22	1979	110	34	0.38	3877	160	65	0.51	5432
Velocity	212 x 25	50	25	0.4	2175	100	53	0.56	4352	140	77.8	0.74	6866.72
Veyron	172*20	60	13.7	0.27	3046	100	30.7	0.39	5078	160	68.5	0.58	8125
Villamouira	172*17	72	9.5	0.227	1636	117	34.7	0.428	4208	170	69	0.596	6214
Wind Star 42"	153*12	73	11	0.2	1379	137	30	0.35	2474	196	49.5	0.49	3841
Wind Star 52"	172*14	65	12	0.22	1949	110	30	0.38	3756	155	65.3	0.53	4972
Wind Star 68"	212*25	31	11.6	0.298	2408	65	42.8	0.59	5615	108	106.2	0.926	9322
Zephyr	188*15	61	14.2	0.27	1536	99	33.3	0.412	3297	150	71.6	0.595	5334

* If light kit included measurement B is to bottom of light kit, otherwise to bottom of switch housing.

** Airflow is measured in cubic feet per minute (CFM).



SPECIFICATIONS

DIMENSION			Blade Span	Blade Pitch	Included Downrod Length	Light Kit Adaptable	Remote Control Adaptable	*Hugger Kit Adaptable	Limited Warranty	Page Number	Fan Series
A	B*	C									
9.87"	20.47"	12.01"	52"	12"	4.5"	Included	Included (RMT005)	No	Lifetime	76	Alsace (52-840)
11.15"	16.15"	29.92"	26"	13.5"	4.5"	Included	Included (RMT005)	No	Lifetime	58	Alsace (26-9536)
12.05"	17.7"	8.41"	55"	30.7"	8"	Included	Included (RMT005)	No	Lifetime	28	Ariel 55" (55-818)
12.05"	17.7"	8.41"	58"	30.7"	8"	Included	Included (RMT005)	No	Lifetime	24	Ariel 58" (58-818)
12.05"	17.7"	8.41"	68"	30.7"	8"	Included	Included (RMT005)	No	Lifetime	20	Ariel 68"(68-818)
12.36"	18.43"	12.87"	52"	12"	4.5"	Included	Yes	Dual	Lifetime	88	Banff (52-854)
11.2"	18.5"	11.5"	52"	12"	4.5"	Included	Yes	Dual	Lifetime	94	Barbour Island (52-SCB)
13.7"	18.3"	17.1"	14"	21"	6"	Included	Included (WLC300)	No	Lifetime	62	Bay St. Louis (14-260)
11"	16.5"	12"	52"	14"	6"	Included	Included (WLC300)	Dual	Lifetime	56	Big Canoe (52P-620)
				12"	18"	Included	Included	No	Lifetime	70	Borea (32-326)
				14"	18"	Included	Included	No	Lifetime	72	Brisa (35-328)
11.5"	19.5"	15"	52"	14"	7"	Included	Included (RMT006)	No	Lifetime	78	Bristol (52-15)
11.8"	16.5"	11"	52"	14"	6"	Included	Included (RMT001)	No	Lifetime	57	Britton (52-771)
11.5"	13.5"	11.5"	52"	12"	4"	Yes	Yes	Yes	Lifetime	112	Builder Specialty (52-FAN)
15"	16.7"	9.5"	52"	14"	6"	Yes	Yes	No	Lifetime	120	Capri (52-004)
10.8"	18.9"	12.5"	52"	12"	4.5"	Included	Yes	Dual	Lifetime	96	Charleston (52-411)
14.5"	24.5"	13"	52"	14"	6"	Included	Included (RMT007)	No	Lifetime	125	Chatsworth (52-515)
				16"	20"	Included	Included (RMT011)	No	Lifetime	4	Circulaire (50-950)
				14"	18"	Included	Included	No	Lifetime	73	Coromell (38-330)
16"	16.7"	13.4"	52"	14"	6"	Included	Yes	No	Lifetime	118	Danville (52-110)
				14"	18"	Included	Included	No	Lifetime	68	Etesion (36-329)
16.2"	20.8"	18.7"	14"	21"	6"	Included	Included (WLC300)	No	Lifetime	63	Fire Island (14-280)
10.9"	18.9"	11.1"	52"	12"	4.5"	Included	Yes	Dual	Lifetime	111	First Value Bowl (52-ECM)
11"	18.1"	10.9"	52"	12"	4.5"	Included	Yes	Dual	Lifetime	110	First Value Down Light (52-EUP)
11.65"	17.68"	10.71"	52"	12"	4.5"	Included	Included (RMT010)	No	Lifetime	116	Hyannis (52-624)
13"	20.5"	13"	52"	14"	4.5"	Included	Yes	Dual	Lifetime	80	Indigo (52-850)
12.05"	17.7"	8.41"	55"	30.7"	8"	Included	Included (RMT005)	No	Lifetime	34	Indra 55" (55-819)
12.05"	17.7"	8.41"	58"	30.7"	8"	Included	Included (RMT005)	No	Lifetime	32	Indra 58" (58-819)
10.6"	13.7"	11.5"	43"	12"	4.5"	Yes	Yes	Dual	Lifetime	124	Lancer II (43-925)
11.2"	13.3"	11.5"	52"	12"	4.5"	Yes	Yes	Dual	Lifetime	122	Lancer (52-SCO)
				14"	18"	Included	Included	No	Lifetime	66	Levantara (34-327)
12.16"	18.35"	11.65"	52"	12"	4.5"	Included	Yes	Dual	Lifetime	98	Logan (52-851)
14"	19.5"	14"	52"	14"	4.5"	Included	Included (RMT006)	Yes	Lifetime	83	Monarch (52-810)
16"	21.5"	11"	52"	14"	6"	Included	Included (RMT007)	No	Lifetime	126	Monticello (52-525)
11.88"	16.06"	6.85"	56"	13.5"	4.5"	Included	Included (RMT005)	No	Lifetime	40	Muir (56-870)
13"	20.3"	13.1"	52"	12"	6"	Included	Yes	Dual	Lifetime	86	Mystique (52-831)
12.6"	15"	10.9"	52"	12"	4.5"	Yes	Yes	Dual	Lifetime	128	Nomad (52-EOF)
15"	19.7"	10.25"	56"	14"	6"	Included	Included (WLC700)	No	Lifetime	54	Olympic (56-765)
15.1"	23.7"	11.8"	52"	14"	4.5"	Yes	Yes	Dual	Lifetime	90	Peachtree (52P-614)
12.1"	14.3"	12.8"	42"	14"	4.5"	Yes	Yes	Dual	Lifetime	108	Pine Harbor 42" (42-SCC)
12.4"	14.3"	12.8"	52"	12"	4.5"	Yes	Yes	Dual	Lifetime	106	Pine Harbor 52" (52-SCC)
6.7"	12.2"	8.88"	52"	14"	4.5"	Included	Included (RMT006)	Dual	Lifetime	44	Polaris (52-417)
12.4"	18.2"	8.88"	52"	14"	N/A	Included	Included (RMT006)	N/A	Lifetime	46	Polaris Hugger (52-417H)
14.5"	17"	10"	52"	14"	4.5"	Included	Yes	Yes	Lifetime	121	Portico (52-083)
12.16"	13.38"	11.65"	52"	12"	4.5"	Yes	Yes	Dual	Lifetime	99	San Pablo (52-860)
14.4"	16.3"	18.5"	14"	21"	6"	Included	Included (RMT003)	Dual	Lifetime	60	Seaside (14-325)
14.5"	15.8"	11.8"	54"	14"	8"	Included	Included (WLC300)	No	Lifetime	52	Shasta (54-220)
12.6"	17.8"	12.9"	52"	12"	4.5"	Included	Yes	Dual	Lifetime	92	Sierra Madres (52-CDC)
				12"	15'-22"	N/A	Included	No	Lifetime	130	Sky (12-WF)
				18"	13'-20"	N/A	Included	No	Lifetime	11	Sleep Fan Floor (18-SF)
				12"	15'-22"	N/A	Included	No	Lifetime	12	Sleep Fan Table (12-SF)
13.5"	20"	11"	52"	14"	6"	Included	Yes	No	Lifetime	50	St. Simons (52P-646)
10.23"	19.72"	13.93"	60"	14"	6"	Included	Included (RMT007)	Dual	Lifetime	36	Velocity (60-820)
8.7"	15.93"	8.11"	72"	25"	4.5"	Included	Included (RMT005)	No	Lifetime	16	Veyron (72-429)
17"	21.5"	13.5"	52"	14"	6"	Included	Yes	No	Lifetime	82	Villamoura (52-500)
11.2"	13.9"	10.67"	42"	14"	4.5"	Yes	Yes	Dual	Lifetime	102	Wind Star 42" (42-830)
11.2"	13.9"	10.67"	52"	14"	4.5"	Yes	Yes	Dual	Lifetime	100	Wind Star 52" (52-830)
11.9"	14.6"	12.8"	68"	14"	4.5"	Yes	Yes	Yes	Lifetime	104	Wind Star 68" (68-227)
14.1"	18.5"	11.8"	54"	14"	8"	Included	Included (RMT006)	No	Lifetime	48	Zephyr (54-471)

*Dual Mount includes downrod & convertible canopy for hugger style.

Down Rod Length	Std	12"	18"	24"	36"	48"	60"	72"
Ceiling Height	8'	9'	10'	11'	12'	13'	14'	15'

INDEX

12-SF-13.....	12	52-EOP-5W-WH.....	128	FLGC-1110-13.....	134
12-SF-BRACKET-13.....	13	52-EUP-5RV-13.....	110	GL232.....	138
12-SF-BRACKET-SN.....	13	52-EUP-5RV-13WG.....	110	GL605.....	138
12-SF-SN.....	12	52-EUP-5RV-SN.....	110	GL764.....	138
12-WF-13.....	130	52-EUP-5RV-WH.....	110	GL764-CM.....	138
12-WF-SN.....	130	52-FAN-5CN-SN.....	112	GL770.....	138
14-260-FD-16.....	62	52-FAN-5WA-13.....	112	GL772.....	138
14-280-FD-56.....	63	52-FAN-5W-SN.....	112		
14-325-FD-13.....	60	52-FAN-5W-WH.....	112	KP-FLGC-PF-13.....	133
14-325-FD-SN.....	60	52-HCF.....	142	KP-FLGC-PF-FB.....	133
18-SF-ES-13.....	11	52P-614-5WA-13.....	90	KP-FLGC-PF-WH.....	133
18-SF-ES-SN.....	11	52P-614-5WA-187.....	90		
18-SF-ES-WIB.....	11	52P-620-5BC-13.....	56	RMT001.....	140
26-9536-FD-196.....	58	52P-646-5RV-187.....	50	RMT005.....	140
32-326-FD-SN.....	70	52P-646-5RV-323.....	50	RMT006.....	140
34-327-FD-11.....	66	52-SCB-5RV-13.....	94	RMT007.....	140
35-328-FD-13.....	72	52-SCB-5RV-SN.....	94	RMT010.....	140
36-329-FD-21.....	68	52-SCC-5RV-13.....	106	RMT011.....	140
38-330-FD-11.....	73	52-SCC-5RV-80.....	106		
42-830-5RV-129.....	102	52-SCC-5RV-SN.....	106	WLC300.....	139
42-830-5RV-187.....	102	52-SCO-5CN-FB.....	122	WLC400.....	139
42-SCC-5RV-13.....	108	52-SCO-5WA-13.....	122	WLC500.....	139
42-SCC-5RV-80.....	108	52-SCO-5W-WH.....	122	WLC600.....	139
42-SCC-5RV-SN.....	108	52-SK.....	142	WLC700.....	139
43-925-5WA-13.....	124	54-220-5RV-13.....	52		
50-500-5WA-56.....	82	54-220-5RV-CH.....	52		
50-950-CA-13.....	4	54-471-5FB-250.....	48		
50-950-CA-SN.....	6	55-818-3CN-SN.....	28		
52-004-5CN-13.....	120	55-818-3WA-35.....	30		
52-15-5TK-16.....	78	55-819-3WA-37.....	34		
52-15-5WA-AG.....	78	56-765-5HK-213.....	54		
52-083-5RO-13.....	121	56-870-3CN-35.....	40		
52-110-5BA-04.....	118	56-870-3GR-242.....	42		
52-411-5RV-13.....	96	58-818-5CN-SN.....	24		
52-411-5RV-SN.....	96	58-818-5WA-35.....	26		
52-417-3SV-SN.....	44	58-819-5WA-37.....	32		
52-417-3WA-13.....	44	60-820-6SV-SN.....	36		
52-417H-3SV-SN.....	46	60-820-613-13.....	38		
52-417H-3WA-13.....	46	68-227-5HK-187.....	104		
52-471-5FB-250.....	48	68-227-5WAK-129.....	104		
52-471-5CN-SN.....	48	68-818-2CN-SN.....	20		
52-515-50-40.....	125	68-818-2WA-35.....	22		
52-525-5M-24.....	126	72-429-3CN-SN.....	16		
52-525-50-40.....	126	72-429-3WA-13.....	18		
52-624-5CN-13.....	116				
52-771-5BW-SN.....	57	FL524-13.....	134		
52-810-5WA-40.....	83	FL524-FB.....	134		
52-830-5RV-129.....	100	FL524-WH.....	134		
52-830-5RV-187.....	100	FLC418-13.....	135		
52-831-5RV-35.....	86	FLC418-SN.....	135		
52-831-5RV-109.....	86	FLC419-WH.....	135		
52-840-5CN-196.....	76	FLG-110-04.....	137		
52-850-5RV-7.....	80	FLG-247-13.....	137		
52-850-5RV-56.....	80	FLG-650-13.....	137		
52-850-5RV-TW.....	80	FLG-750-13.....	135		
52-851-5RV-13.....	98	FLG-1200-129.....	136		
52-854-5RV-234.....	88	FLG-1200-187.....	136		
52-860-5RV-13.....	99	FLG-1400-129.....	136		
52-CDC-5RV-13.....	92	FLG-1400-187.....	136		
52-CDC-5RV-SN.....	92	FLGC-249-SN.....	137		
52-ECM-5RV-13.....	111	FLGC-501-56.....	137		
52-ECM-5RV-13WG.....	111	FLGC-850-7.....	133		
52-ECM-5RV-SN.....	111	FLGC-850-56.....	133		
52-ECM-5RV-WH.....	111	FLGC-850-TW.....	133		
52-EOP-5MB-FB.....	128	FLGC-1102-WH.....	134		
52-EOP-5WA-13.....	128	FLGC-1108-FB.....	134		



3130 North Berkeley Lake Road NW ♦ Duluth, CA 30096
800 801 1621
TEL 404 890 7540 ♦ FAX 877 547 2869
SavoyHouse.com